

2012 – 2013 F&P Reading Analysis

Principal: Venessa Singleton

C.S. 300 The School of Science and Applied Learning

2050 Prospect Avenue,

Bronx, NY 10457

718-584-6310

June, 18th, 2013



June, 2013

(718) 705-4398

C.S. 300 F&P State of Reading Report.

It behooves every principal to review throughout the year and at the end of the year how well teachers performed at teaching and developing reading. Principals need detailed information if they are to properly support and develop their teachers. Teachers need this information to reflect on their practices and understand how successful they were with each student. Everyone needs this information to reflect and plan for the next school year.

School leaders must spot check and verify the accuracy of each teacher’s reading measures. Use the class sheets to spot check the students that made the most and the least amount of progress. If you verify as correct, two or three students, the remainder in the class will be accurate.

If you find a teacher that is having trouble measuring students reading levels, a coach should model how to level one or two students and then supervise the teacher until s/he can level correctly. This is the **only** effective method of instruction for teachers who cannot level.

Warning: Not all teachers are able to correctly level their students. Few things that can happen in school are as harmful to students, as not being leveled correctly. Being leveled too high or low will severely stunt a student’s reading progress.

All Schools: Correlation between Reading Levels and the New York State ELA Assessments.

There is a correlation between the New York State ELA Levels and Reading Levels.

- Between 25% - 45% of students, who test at **Level 1 on the ELA**, are incorrectly assessed to be reading at F&P Levels 3 & 4. The lower the number, the better a school is to correctly level students.
- Almost all, >90% students who test at **Level 3** or **Level 4** on the ELA, are reading at a F&P Level 3 or a Level 4.

Your School: The table below is for Last Year’s NYS ELA Levels and the May 2012 F&P Levels for your C.S. 300:

C.S. 300 2012 NYS ELA Results	#	May, 12 Reading Levels		
		1's & 2's		3's & 4's
Level 1	43	24	56%	19
Level 2	70	10	14%	60
Level 3	21	1	5%	20

Kindergarten

83 Students were tested in December and in May.

55 out of 83 tested Kindergarten Students were entered at a Level A in December 2012. – 66%

Of these students

- 8 or 15% Remained at an A in May, 2013.
- 15 or 27% improved slightly to a B in May, 2013.
- 13 or 24% improved to a C in May, 2013.
- 25 or 45% were on or Above Level D or higher in May, 2013.

28 out of 83 tested Kindergarten Students were Level B or higher in December 2012 – 33%

Of these students

- 27 out of 28 (96%) - were on or Above Level D in May, 2013. One student tested at Level C.

Intermediate Target

In Kindergarten at C.S. 300 one of the targets should be getting as many students as possible to a B by December, as almost all of these students are on level by the end of the school year.

Key Teacher Measure

In judging the effectiveness of Kindergarten teachers, the critical measure should be how many students who were reading at an F&P Level A or below in December, were reading at a C or higher in May.

Heroine

By this measure, Geraldine Caneja, Class 103 was the most effective teacher. She only had 9 students at level A in December, but 7 or 78% of them were at C or higher by May.

The other three teachers in Kindergarten were all between 54% and 59%.

C.S. 300 F&P Observations

First Grade

89 Students were tested in October and in May.

- 27 out 89 - started at Level A. – 30%. Of these 27 students, only two – 7% were on or above level by the end of first grade.
- 21 out 89 - started at Level B. – 24%. Of these 21 students, 10 – 37% was on or above level by the end of first grade.
- 9 out of 89 – started at Level C – 10%. Of these 9 students, 6 – 66% was on or above level by the end of first grade.
- The remaining 32 students started the year reading at Levels D or Higher. All 32 students = 100% - were reading on or above level by the end of first grade.

Key Teacher Measure

In judging the effectiveness of First Grade Teacher, there is one key measure, what percentage of students reading at Level s A, B & C are reading on or above level I by the end of first grade.

Since there is a big difference between A, B and C readers, points will be assigned as follows:

First Grade Points System

- 5 Points if the students starts as an **A** and moves to an I or higher.
- 4 Points if the student starts as an **A** and movers to a G or an H.
- 4 Points if a student starts as **B** and moves to an I or higher.
- 3 Points if a student starts as **B** and moves to a G or an H.
- 1 Point if a student starts as a **C** and moves to an I or higher.

Heroines

- Using the Points system, Elizabeth Claudio performed best with 28 points.
- Close behind in second place was Danielle Bazemore with 26 Points

Assessing Teacher Performance in Reading for Grades Two to Five.

Measuring Level Changes for Students in Grades Two through Five.

It is extremely hard to move students from Level 1 to Level 2; or from Level 2 to Level 3. But this has to be one of the most important targets or objectives for the elementary school teacher.

For all students in second grade through fifth grade, there were 94 students who were at Level 1 in October. Of these students 54 or 57% stayed at Level 1. 23 students – 24% moved up to Level 2. 17 students – 18% - moved to Levels 3 or 4.

For all students in second grade through fifth grade, there were 74 students who were at Level 2 in October. Of these students 35 or 47% stayed at Level 2. 34 students – 47% - moved to Levels 3 or 4.

Five students slipped back to Level 1.

Measuring GLE (Grade Level Equivalency) Gains for Students in Grades Two through Five.

Every F&P Level has a Grade Level Equivalent. There is no court ruling as to what the grade level is for each reading level, but most of the arguments are in Kindergarten through First Grade.

I use the chart right for the purposes of my analysis. Each student that is measured receives a GLE (Grade Level Equivalent). At the end of the year, the starting GLE is subtracted from the final GLE to get a reading GLE Gain for the year. Teachers can then be compared to each other based on whose students average the most GLE Gains.

The highest verified Average I have seen has been 1.53 which is equivalent to a year and a half worth of reading progress.

This analysis tends to break down for special education classes as they don’ t have enough students, and the students they have rarely make the same gains as gain as General Education students. The highest special education class I have measured been 1.03.

The analysis also breaks down when large numbers of students start the year, reading at X or higher. For this reason these students are excluded from the analysis.

F&P	GLE
Pre-Em.	0.1
AA	0.2
A	0.3
B	0.5
C	0.8
D	1.2
E	1.4
F	1.6
G	1.7
H	1.8
I	1.9
J	2.3
K	2.5
L	3.0
M	3.2
N	3.3
O	3.5
P	3.7
Q	4.1
R	4.5
S	4.7
T	5.0
U	5.2
V	5.8
W	6.0
X	6.4
Y	6.7
Z	7.0

Second Grade Level Changes

In second Grade there were 88 Students who were assessed in October and in May Of these students 32 or 36% were at Level 1; and 13 or 15% were at Level 2. Of the Level 1 students, **17 or 53% stayed at Level 1; 7 or 22% moved up to Level 2 and 8 or 25% moved to Levels 3 or 4.** Of the Level 2 students, 12 moved **to Levels 3 or 4.** (One student stayed at Level 2).

Heroines

Jennifer Nybro moved 9 of her Level 1 and 2 students – 75% Kathleen Schwartz moved 8 or her Level 1 and 2 students – 73%.

Second Grade GLE Gains

In second Grade there were 88 Students who were assessed in October and in May and who had GLE Gains numbers for the year.

- 12 or 14% made less than ¼ of a year’s progress.
- 22 or 25% made between ¾ and 1 Year of progress.
- 37 or 42% made between a Year and 1 ½ years worth of progress.
- 17 students made more than a 1 ½ years worth of progress.

Heroines

- Kathleen Schwartz averaged 1.3 years of Reading Progress.
- Jennifer Nybro averaged 1.22 years of Reading Progress.

Third Grade Level Changes

In Third Grade there were 92 Students who were assessed in October and in May Of these students 92 students, **23 or 25% were at Level 1; and 9 or 10% were at Level 2. Of the Level 1 students, 13 or 57% stayed at Level 1; 3 or 13% moved up to Level 2, and 7 or 30% moved to Levels 3 or 4.** **Of the 9 Level 2 students, 4 students remained at Level 2, and 5 students moved up to Levels 3 or 4.**

Heroine

Perina Holmes started the year with 10 Level 1 & Level 2 students. 9 or 90% of these students moved up one or more levels.

Third Grade GLE Gains

In third Grade there were 92 Students who were assessed in October and in May and who had GLE Gains numbers for the year.

- 29 or 32% made less than ¼ of a year’s progress.
- 21 or 23% made between ¾ and 1 Year of progress.
- 32 or 35% made between a Year and 1 ½ years worth of progress.
- 10 students made more than a 1 ½ years worth of progress.

Heroine

Perina Holmes averaged 1.46 years of Reading Progress. If this is verified, she would rank amongst the top third grade teachers in the city.

Fourth Grade Level Changes

In Fourth Grade there were 65 Students who were assessed in October and in May Of these students 65 students, **18 or 28% were at Level 1;** and **7 or 11% were at Level 2.** **Of the Level 1 students, 10 or 56% stayed at Level 1;** **6 or 33% moved up to Level 2,** and **2 or 11% moved to Levels 3 or 4.** **Of the 7 Level 2 students, 1 student slipped to a Level 1, 1 student remained at Level 2,** and **5 students moved up to Levels 3 or 4.**

Heroines

- Bevene Ivey started the year with 5 Level 1 & Level 2 students All 5 of these students moved up one or more levels.
- Tangenika Mcneil started the year with 7 Level 1 & Level 2 students. Six of these students moved up one or more levels.

Fourth Grade GLE Gains

In fourth Grade there were 65 Students who were assessed in October and in May and who had GLE Gains numbers for the year.

- 29 or 32% made less that $\frac{3}{4}$ of a year’s progress.
- 21 or 23% made between $\frac{3}{4}$ and 1 Year of progress.
- 32 or 35% made between a Year and 1 $\frac{1}{2}$ years worth of progress.
- 10 students made more than a 1 $\frac{1}{2}$ years worth of progress.

Heroine

Tangenika Mcneil averaged 1.06 years of Reading Progress.



Fifth Grade Level Changes

In Fifth Grade there were 109 Students who were assessed in October and in May Of these students 65 students, **21 or 19% were at Level 1;** and **45 or 41% were at Level 2.** **Of the Level 1 students, 14 or 67% stayed at Level 1;** **7 or 33% moved up to Level 2.** **Of the 45 Level 2 students, 4 students, 9% slipped to a Level 1, 29 students, 64% remained at Level 2,** and **12 students, 27% moved up to Levels 3 or 4.**

Heroines

Amy Noe was able to move 5 out of her 7 Level 1 and Level 2 students up one or more levels.

Fifth Grade GLE Gains

In fifth Grade there were 65 Students who were assessed in October and in May and who had GLE Gains numbers for the year.

- 40 or 37% made less that $\frac{3}{4}$ of a year’s progress.
- 29 or 27% made between $\frac{3}{4}$ and 1 Year of progress.
- 35 or 32% made between a Year and 1 $\frac{1}{2}$ years worth of progress.
- 6 students made more than a 1 $\frac{1}{2}$ years worth of progress.

Heroine

Amy Noe averaged 0.98 years of Reading Progress.

C.S. 300: 2012 to 2013 Reading Summary by Teacher

Teacher	Class	Grade	May, 12					October, 12					December, 13					May, 13					YTD
			1	2	3	4	GLE	1	2	3	4	GLE	1	2	3	4	GLE	1	2	3	4	GLE	Avg. GLE Gain
Geraldine Caneja	103	K	-	-	-	-	-	-	-	-	-	0.3	-	-	-	-	0.5	3	2	11	7	1.3	1.02
Denise Tarrats	105	K	-	-	-	-	-	-	-	-	-	0.3	-	-	-	-	0.5	7	3	8	4	1.0	0.83
Frances Guglielmo	112	K	-	-	-	-	-	-	-	-	-	-	-	-	-	-	0.5	7	5	6	2	0.9	-
Alicia Samela	114	K	-	-	-	-	-	-	-	-	-	0.3	-	-	-	-	0.3	8	5	9	2	0.9	0.60
Jennifer Reyes	115	1st	7	1	2	3	0.9	14	5	0	4	1.0	8	9	0	0	0.9	10	2	6	6	2.0	1.03
Nadine Thomas	116	1st	3	1	4	2	1.0	16	2	3	1	0.8	13	3	0	0	0.7	14	0	6	4	1.7	0.90
Elizabeth Claudio	117	1st	3	2	8	3	1.2	11	7	1	1	0.9	3	5	3	0	1.2	5	1	11	7	2.3	1.43
Danielle Bazemore	118	1st	2	2	3	3	1.3	14	1	0	7	1.0	7	4	4	0	1.1	7	2	5	12	2.3	1.22
Keriann Martin	202	2nd	4	1	7	5	2.2	14	1	6	1	1.7	9	4	2	0	1.6	9	3	2	9	2.7	1.11
Kathleen Schwartz	213	2nd	4	4	8	3	2.2	5	7	9	2	2.1	2	3	6	1	2.3	2	5	2	14	3.4	1.30
Anita Williams	215	2nd	5	1	5	5	2.2	6	0	11	1	2.1	3	1	1	0	1.8	5	3	2	14	3.1	1.08
Jennifer Nybro	216	2nd	2	3	11	5	2.4	7	5	11	2	2.1	3	3	4	1	2.3	3	2	2	18	3.4	1.22
Edna Rodriguez	204	3rd	3	1	1	12	3.4	6	2	5	10	3.2	1	3	0	2	3.1	6	5	0	14	4.0	0.82
Lisa Gilbride	207	3rd	1	0	0	19	3.8	1	3	4	15	3.6	1	0	2	3	3.3	1	2	4	18	4.3	0.76
Lorraine Moseley	214	3rd	2	1	2	11	3.4	3	3	3	12	3.3	1	1	1	2	2.8	3	2	2	16	4.1	0.88
Perina Holmes	306	3rd	1	1	1	10	3.4	9	1	6	3	2.8	1	2	1	0	3.1	3	2	3	15	4.1	1.46
Bevene Ivey	301	4th	0	0	2	8	4.5	2	3	7	3	4.1	0	2	5	2	4.3	2	1	11	4	4.7	0.89
Tangenika Mcneil	311	4th	2	2	2	9	4.4	5	2	6	8	4.1	0	3	4	1	4.1	0	6	6	11	5.2	1.06
Tuesday Brown	312	4th	1	0	1	11	4.6	3	1	3	11	4.5	2	1	1	0	3.6	3	3	8	9	4.8	0.49
Barbara Mason	302	5th	0	4	9	6	5.0	0	7	7	8	5.1	0	3	3	6	5.4	1	4	9	8	5.9	0.80
Adele Harris	303	5th	0	1	8	8	5.3	3	10	2	7	4.9	1	5	0	4	4.9	1	11	1	11	5.7	0.76
Laura Rodriguez	304	5th	7	3	0	1	3.5	8	2	0	1	3.1	7	2	0	1	3.3	7	4	0	1	4.0	0.82
Amy Noe	305	5th	0	1	9	4	5.1	0	7	6	4	5.0	0	0	1	6	5.3	1	3	6	10	5.7	0.98
Nicole Willheimer	307	5th	1	1	7	9	5.2	4	11	3	1	4.3	4	3	1	5	4.8	5	9	2	5	5.1	0.84
Ariel Brisman	310	Bridge OK,1	1	1	0	0	0.6	2	0	0	0	0.3	5	0	0	0	0.3	8	0	0	0	0.6	-
Cheryl Patafio	201	Bridge 3,4	7	2	0	0	2.2	8	1	0	2	2.4	7	2	0	0	2.3	10	0	0	2	2.9	0.52
Myriam Miller	309	Bridge 4,5	3	4	4	0	3.7	6	7	1	0	3.1	2	4	2	1	4.0	10	9	1	0	3.7	1.16
Megan Tice	314	Bridge 4,5	2	0	2	2	3.8	4	1	4	0	3.6	0	0	1	0	5.0	5	1	2	3	4.3	0.81

C.S. 300: 2012 to 2013 Reading Summary by Subgroup

Subgroup	May, 12					October, 12					December, 13					May, 13					YTD
	1	2	3	4	GLE	1	2	3	4	GLE	1	2	3	4	GLE	1	2	3	4	GLE	Avg. GLE Gain
Whole School	61	37	96	139	-	151	89	98	104	2.6	80	63	42	35	2.1	146	95	125	226	3.4	0.97
General Education Students	18	16	64	115	-	58	58	79	88	2.7	26	30	25	28	2.1	54	53	85	185	3.6	0.97
Kindergarten						0	0	0	0	0.3	0	0	0	0	0.5	28	15	34	15	1.0	0.82
First Grade	16	7	17	11	-	57	15	4	13	0.9	36	21	7	0	0.9	41	5	28	29	2.0	1.13
Second Grade	15	9	31	18	-	32	13	37	6	2.0	17	11	13	2	2.0	19	13	8	55	3.1	1.18
Third Grade	10	4	4	52	-	23	9	18	42	3.2	8	6	4	7	2.9	18	11	9	65	4.1	0.94
Fourth Grade	9	3	6	29	-	18	7	18	22	4.0	5	8	10	3	3.8	18	10	27	25	4.5	0.80
Fifth Grade	11	14	38	29	-	21	45	21	21	4.4	14	17	8	23	4.6	22	41	19	37	5.2	0.87
Attendance 95% - 100%	29	20	56	77	-	72	55	50	63	2.8	35	35	24	23	2.6	61	49	64	127	3.7	0.99
Attendance 90% - 94.9%	12	9	16	33	-	32	11	24	23	2.4	18	11	9	5	1.7	35	20	28	51	3.1	0.92
Attendance < 90%	20	8	24	29	-	47	23	24	18	2.2	27	17	9	7	1.6	50	26	33	48	2.9	0.96
Females	29	24	49	66	-	70	53	39	54	2.7	33	37	21	20	2.3	62	54	55	111	3.5	1.00
Males	32	13	47	73	-	81	36	59	50	2.5	47	26	21	15	1.9	84	41	70	115	3.2	0.93
Black	61	37	96	139	-	151	89	98	104	2.6	80	63	42	35	2.1	146	95	125	226	3.4	0.97
Hisp	46	20	53	68	-	95	51	51	52	2.5	56	35	26	20	2.0	99	56	60	125	3.3	0.97
ELL's	25	10	15	8	-	50	16	6	5	2.0	33	15	7	4	1.9	51	25	15	15	2.8	1.00
Passed Lab R	5	3	14	19	-	13	10	11	14	2.9	4	9	2	3	2.8	6	10	8	30	3.9	1.03
Former ELL Students	2	2	2	11	-	1	5	4	11	3.7	0	1	3	2	3.5	0	3	6	13	4.6	0.91
IEP Stdudents	29	16	22	19	-	59	20	16	14	2.7	35	20	13	4	2.3	58	23	27	32	3.3	0.89
CTT Students	7	5	8	4	-	18	8	2	3	1.9	9	8	4	0	1.6	17	6	9	11	2.6	1.08
Self Contained	17	6	1	3	-	22	4	3	3	2.8	19	4	1	1	2.2	30	5	2	5	3.1	0.69
Setts	4	4	8	9	-	16	6	8	5	3.6	5	6	7	2	3.5	7	11	12	8	4.4	0.87
2012 Level 1 ELA	16	8	13	6	-	29	14	10	8	3.6	12	12	7	3	3.7	24	18	12	12	4.4	0.80
2012 Level 2 ELA	1	9	31	29	-	5	34	27	15	4.5	3	11	7	20	5.0	4	27	30	25	5.3	0.80
2012 Level 3 ELA	0	1	0	20	-	0	3	2	20	5.2	1	1	2	1	4.9	1	2	0	25	6.0	0.88

C.S. 300: 2012 to 2013 Changes in Level: Level 1 and 2 Students in October, 2012 (2nd - 5th Grade).

Teacher	Class	Grade	October, 12					May, 13					Level 1 or 2 Students							
			1	2	3	4	GLE	1	2	3	4	GLE	Total	No Change		Up ↑		Down ↓		Rank
														#	%	#	%	#	%	
Keriann Martin	202	2nd	14	1	6	1	1.7	9	3	2	9	2.7	15	8	53%	7	47%	0	0%	9
Kathleen Schwartz	213	2nd	5	7	9	2	2.1	2	5	2	14	3.4	11	3	27%	8	73%	0	0%	5
Anita Williams	215	2nd	6	0	11	1	2.1	5	3	2	14	3.1	6	4	67%	2	33%	0	0%	10
Jennifer Nybro	216	2nd	7	5	11	2	2.1	3	2	2	18	3.4	12	3	25%	9	75%	0	0%	4
Edna Rodriguez	204	3rd	6	2	5	10	3.2	6	5	0	14	4.0	8	6	75%	2	25%	0	0%	12
Lisa Gilbride	207	3rd	1	3	4	15	3.6	1	2	4	18	4.3	4	3	75%	1	25%	0	0%	12
Lorraine Moseley	214	3rd	3	3	3	12	3.3	3	2	2	16	4.1	6	3	50%	3	50%	0	0%	7
Perina Holmes	306	3rd	9	1	6	3	2.8	3	2	3	15	4.1	10	1	10%	9	90%	0	0%	2
Bevne Ivey	301	4th	2	3	7	3	4.1	2	1	11	4	4.7	5	0	0%	5	100%	0	0%	1
Tangenika Mcneil	311	4th	5	2	6	8	4.1	0	6	6	11	5.2	7	1	14%	6	86%	0	0%	3
Tuesday Brown	312	4th	3	1	3	11	4.5	3	3	8	9	4.8	4	2	50%	2	50%	0	0%	7
Barbara Mason	302	5th	0	7	7	8	5.1	1	4	9	8	5.9	7	4	57%	2	29%	1	14%	15
Adele Harris	303	5th	3	10	2	7	4.9	1	11	1	11	5.7	13	7	54%	5	38%	1	8%	11
Laura Rodriguez	304	5th	8	2	0	1	3.1	7	4	0	1	4.0	10	7	70%	2	20%	1	10%	16
Amy Noe	305	5th	0	7	6	4	5.0	1	3	6	10	5.7	7	2	29%	5	71%	0	0%	6
Nicole Willheimer	307	5th	4	11	3	1	4.3	5	9	2	5	5.1	15	10	67%	4	27%	1	7%	14
Cheryl Patafio	201	Bridge 3,4	8	1	0	2	2.4	10	0	0	2	2.9	9	8	89%	0	0%	1	11%	
Myriam Miller	309	Bridge 4,5	6	7	1	0	3.1	10	9	1	0	3.7	13	12	92%	1	8%	0	0%	
Megan Tice	314	Bridge 4,5	4	1	4	0	3.2	5	1	2	3	3.9	5	5	100%	0	0%	0	0%	

For teachers in Grades 2 through 5.

It is extremely hard to move students from Level 1 to Level 2; or from Level 2 to Level 3.
This is one of the most important targets or objectives for the elementary school teacher.

Ranking is based on the percentage of Level 1 & 2 students who moved up, less Level 2 students who slipped to Level 1.

C.S. 300: 2012 to 2013 Changes in Level: Level 1 and 2 Students in October, 2012 (2nd - 5th Grade).

Subgroup	October, 12					May, 13					Level 1 or 2 Students						
	1	2	3	4	GLE	1	2	3	4	GLE	Total	No Change		Up ↑		Down ↓	
												#	%	#	%	#	%
Whole School	151	89	98	104	2.6	146	95	125	226	3.4	167	89	53%	73	44%	5	3%
General Education Students	58	58	79	88	2.7	54	53	85	185	3.6	75	32	43%	41	55%	2	3%
Second Grade	32	13	37	6	2.0	19	13	8	55	3.1	44	18	41%	26	59%	0	0%
Third Grade	23	9	18	42	3.2	18	11	9	65	4.1	32	17	53%	15	47%	0	0%
Fourth Grade	18	7	18	22	4.0	18	10	27	25	4.5	25	11	44%	13	52%	1	4%
Fifth Grade	21	45	21	21	4.4	22	41	19	37	5.2	66	43	65%	19	29%	4	6%
Attendance 95% - 100%	52	47	47	55	3.5	43	43	38	99	4.4	98	49	50%	45	46%	4	4%
Attendance 90% - 94.9%	18	10	24	22	3.4	18	13	10	44	4.1	28	18	64%	9	32%	1	4%
Attendance < 90%	24	17	23	14	3.2	16	19	15	39	4.2	41	22	54%	19	46%	0	0%
Females	45	47	37	46	3.5	37	44	25	92	4.4	92	50	54%	40	43%	2	2%
Males	49	27	57	45	3.4	40	31	38	90	4.2	75	39	52%	33	44%	3	4%
Black	34	30	44	44	3.6	25	34	30	76	4.5	63	33	52%	28	44%	2	3%
Hisp	59	44	49	46	3.3	52	40	33	103	4.1	103	56	54%	44	43%	3	3%
ELL's	50	16	6	5	2.0	51	25	15	15	2.8	48	35	73%	12	25%	1	2%
Passed Lab R	13	10	11	14	2.9	6	10	8	30	3.9	12	5	42%	6	50%	1	8%
Former ELL Students	1	5	4	11	3.7	0	3	6	13	4.6	6	2	33%	4	67%	0	0%
IEP Stduents	48	16	16	14	3.1	40	21	17	28	3.9	64	39	61%	22	34%	3	5%
CTT Students	13	5	2	3	2.5	9	4	2	10	3.6	18	12	67%	6	33%	0	0%
Self Contained	20	4	3	3	3.0	22	5	2	5	3.7	24	20	83%	2	8%	2	8%
Setts	14	6	8	5	3.8	6	11	11	7	4.6	20	6	30%	13	65%	1	5%
2012 Level 1 ELA	29	14	10	8	3.6	24	18	12	12	4.4	43	26	60%	15	35%	2	5%
2012 Level 2 ELA	5	34	27	15	4.5	4	27	30	25	5.3	39	21	54%	15	38%	3	8%
2012 Level 3 ELA	0	3	2	20	5.2	1	2	0	25	6.0	3	2	67%	1	33%	0	0%

For students in Grades 2 through 5.

It is extremely hard to move students from Level 1 to Level 2; or from Level 2 to Level 3.

This has to be one of the most important targets or objectives for elementary schools.

C.S. 300 Reading Progress Class Sheets

Kindergarten			Geraldine Caneja															Class 103		June, 19th, 2013
#	LAST	FIRST	May-12			Oct-12			Dec-12			Feb-13			May-13			GLE Gain	Level A in Dec to a C or Higher in May	Notes
			F&P	Level	GLE	F&P	Level	GLE	F&P	Level	GLE	F&P	Level	GLE	F&P	Level	GLE			
1	Williams	Nyson	-	-	-	-	-	-	-	-	-	-	-	-	B	1	0.5	-		
22	Alicea	Angel	-	-	-	A	-	0.3	A	-	0.3	A	2	0.3	B	1	0.5	0.2	No	
23	Fratello	Nia	-	-	-	A	-	0.3	A	-	0.3	A	2	0.3	B	1	0.5	0.2	No	
20	Mcnaair	Rayvon	-	-	-	A	-	0.3	A	-	0.3	B	2	0.5	C	2	0.8	0.5	Yes	
21	Melenciano	Jenelin	-	-	-	A	-	0.3	A	-	0.3	B	2	0.5	C	2	0.8	0.5	Yes	
17	Bird Jr	Jerome	-	-	-	A	-	0.3	A	-	0.3	B	2	0.5	D	3	1.2	0.9	Yes	
18	Montes-pavia	William	-	-	-	A	-	0.3	A	-	0.3	B	2	0.5	D	3	1.2	0.9	Yes	
13	Nadje	Priscila	-	-	-	A	-	0.3	A	-	0.3	B	2	0.5	E	3	1.4	1.1	Yes	
14	Pearce	Isaiah	-	-	-	A	-	0.3	A	-	0.3	C	3	0.8	E	3	1.4	1.1	Yes	
6	Faisal	Salma	-	-	-	A	-	0.3	A	-	0.3	C	3	0.8	F	4	1.6	1.3	Yes	
19	Santiago-pantoj	Jayden	-	-	-	A	-	0.3	B	-	0.5	B	2	0.5	D	3	1.2	0.9		
9	Agyemang	Kofi	-	-	-	A	-	0.3	B	-	0.5	D	4	1.2	E	3	1.4	1.1		
10	Aponte	Lorin	-	-	-	A	-	0.3	B	-	0.5	C	3	0.8	E	3	1.4	1.1		
11	Cajigas	Victoria	-	-	-	A	-	0.3	B	-	0.5	C	3	0.8	E	3	1.4	1.1		
12	Milien	Landy	-	-	-	A	-	0.3	B	-	0.5	B	2	0.5	E	3	1.4	1.1		
15	Reyes	Josue	-	-	-	A	-	0.3	B	-	0.5	C	3	0.8	E	3	1.4	1.1		
5	Cruz-mcleod	Evan	-	-	-	A	-	0.3	B	-	0.5	D	4	1.2	F	4	1.6	1.3		
7	Hernandez Bonil	Riquelme	-	-	-	A	-	0.3	B	-	0.5	D	4	1.2	F	4	1.6	1.3		
8	Laboy	Adriana	-	-	-	A	-	0.3	B	-	0.5	D	4	1.2	F	4	1.6	1.3		
16	Shepherd	Kayla	-	-	-	A	-	0.3	C	-	0.8	D	4	1.2	E	3	1.4	1.1		
4	Delacruz	Jazlyn	-	-	-	A	-	0.3	C	-	0.8	D	4	1.2	G	4	1.7	1.4		
2	Robinson	Jovian	-	-	-	A	-	0.3	D	-	1.2	E	4	1.4	H	4	1.8	1.5		
3	Thomas	Sapphire	-	-	-	A	-	0.3	D	-	1.2	E	4	1.4	H	4	1.8	1.5		

Geraldine Caneja Class 103	0	Avg. GLE	0	Avg. GLE	0	Avg. GLE	0	Avg. GLE	3	Avg. GLE	Average GLE Gain	A in Dec C or Higher in May	Students reading at an F&P Level A or below in December, that were reading at a C or higher in May.	
	0		0		0		0		2					
	0	-	0	0.3	0	0.5	5	0.8	11	1.3		7		
	0		0		0		8		7			78%		

C.S. 300 Reading Progress Class Sheets

Kindergarten			Denise Tarrats															Class 105		June, 19th, 2013
#	LAST	FIRST	May-12			Oct-12			Dec-12			Feb-13			May-13			GLE Gain	Level A in Dec to a C or Higher in May	Notes
			F&P	Level	GLE	F&P	Level	GLE	F&P	Level	GLE	F&P	Level	GLE	F&P	Level	GLE			
1	Seda	Julian	-	-	-	-	-	-	-	-	-	-	-	-	A	1	0.3	-		
21	Lebron	Rafael	-	-	-	A	-	0.3	A	-	0.3	-	-	-	A	1	0.3	0.0	No	
22	Santana	Samuel	-	-	-	A	-	0.3	A	-	0.3	-	-	-	A	1	0.3	0.0	No	
17	Cabrera Portill	Leonardo	-	-	-	A	-	0.3	A	-	0.3	-	-	-	B	1	0.5	0.2	No	
18	Flores	Eric	-	-	-	A	-	0.3	A	-	0.3	-	-	-	B	1	0.5	0.2	No	
19	Guzman	Niale	-	-	-	A	-	0.3	A	-	0.3	-	-	-	B	1	0.5	0.2	No	
20	Parris	Aquasia	-	-	-	A	-	0.3	A	-	0.3	-	-	-	B	1	0.5	0.2	No	
14	Batista	Julian	-	-	-	A	-	0.3	A	-	0.3	-	-	-	C	2	0.8	0.5	Yes	
15	Butts	Jaaliyah	-	-	-	A	-	0.3	A	-	0.3	-	-	-	C	2	0.8	0.5	Yes	
16	Hidalgo	Brandon	-	-	-	A	-	0.3	A	-	0.3	-	-	-	C	2	0.8	0.5	Yes	
9	Cyrus	Brianna	-	-	-	A	-	0.3	A	-	0.3	-	-	-	D	3	1.2	0.9	Yes	
10	Dawson	Tremya	-	-	-	A	-	0.3	A	-	0.3	-	-	-	D	3	1.2	0.9	Yes	
13	Simmonds	Keiara	-	-	-	A	-	0.3	A	-	0.3	-	-	-	D	3	1.2	0.9	Yes	
6	Flores-gonzalez	Jariel	-	-	-	A	-	0.3	A	-	0.3	-	-	-	E	3	1.4	1.1	Yes	
11	Givens	Deveah	-	-	-	A	-	0.3	B	-	0.5	-	-	-	D	3	1.2	0.9		
12	Lloyd	Julissa	-	-	-	A	-	0.3	B	-	0.5	-	-	-	D	3	1.2	0.9		
8	Walker	Cheyenne	-	-	-	A	-	0.3	B	-	0.5	-	-	-	E	3	1.4	1.1		
3	Anez	Matthew	-	-	-	A	-	0.3	B	-	0.5	-	-	-	F	4	1.6	1.3		
4	Manly	Jyda	-	-	-	A	-	0.3	C	-	0.8	-	-	-	F	4	1.6	1.3		
7	Montanez	Jenetti	-	-	-	A	-	0.3	D	-	1.2	-	-	-	E	3	1.4	1.1		
5	Salley	Kayla	-	-	-	B	-	0.5	E	-	1.4	-	-	-	G	4	1.7	1.2		
2	Jeremy	Brianna	-	-	-	B	-	0.5	E	-	1.4	-	-	-	J	4	2.3	1.8		

Denise Tarrats Class 105	0	Avg. GLE	0	Avg. GLE	0	Avg. GLE	0	Avg. GLE	7	Avg. GLE	Average GLE Gain	A in Dec C or Higher in May	Students reading at an F&P Level A or below in December, that were reading at a C or higher in May.
	0		0		0		0		3			7	
	0		0		0		0		8			54%	
	0		0		0		0		4				

C.S. 300 Reading Progress Class Sheets

Kindergarten			Frances Guglielmo															Class 112		June, 19th, 2013
#	LAST	FIRST	May-12			Oct-12			Dec-12			Feb-13			May-13			GLE Gain	Level A in Dec to a C or Higher in May	Notes
			F&P	Level	GLE	F&P	Level	GLE	F&P	Level	GLE	F&P	Level	GLE	F&P	Level	GLE			
16	Espinosa-castro	Angelina	-	-	-	-	-	-	-	-	-	A	2	0.3	B	1	0.5	-		
21	Torres	Alexandre	-	-	-	-	-	-	-	-	-	-	-	-	B	1	0.5	-		
12	Reyes	Diliana	-	-	-	-	-	-	-	-	-	A	2	0.3	C	2	0.8	-		
4	Addison	Jaden	-	-	-	-	-	-	-	-	-	-	-	-	E	3	1.4	-		
5	Davenport	Tristan	-	-	-	-	-	-	-	-	-	-	-	-	E	3	1.4	-		
1	Rivera	Nicolas	-	-	-	-	-	-	A	-	0.3	-	-	-	-	-	-	-		
15	Anderson	Quran	-	-	-	-	-	-	A	-	0.3	A	2	0.3	B	1	0.5	-	No	
17	Figueroa	Jeremy	-	-	-	-	-	-	A	-	0.3	A	2	0.3	B	1	0.5	-	No	
18	Mojica	Franklyn	-	-	-	-	-	-	A	-	0.3	A	2	0.3	B	1	0.5	-	No	
19	Norman	Nekaiya	-	-	-	-	-	-	A	-	0.3	A	2	0.3	B	1	0.5	-	No	
20	Soto	Maria	-	-	-	-	-	-	A	-	0.3	A	2	0.3	B	1	0.5	-	No	
10	Garcia	Yossarya	-	-	-	-	-	-	A	-	0.3	A	2	0.3	C	2	0.8	-	Yes	
11	Perez	Rubelys	-	-	-	-	-	-	A	-	0.3	B	2	0.5	C	2	0.8	-	Yes	
13	Rivera	Angel	-	-	-	-	-	-	A	-	0.3	B	2	0.5	C	2	0.8	-	Yes	
14	Suarez	Andhremill	-	-	-	-	-	-	A	-	0.3	A	2	0.3	C	2	0.8	-	Yes	
7	Carter	Zakiyah	-	-	-	-	-	-	A	-	0.3	C	3	0.8	D	3	1.2	-	Yes	
8	Gonzalez	Alyna	-	-	-	-	-	-	A	-	0.3	A	2	0.3	D	3	1.2	-	Yes	
9	Johnson	Tianah	-	-	-	-	-	-	A	-	0.3	C	3	0.8	D	3	1.2	-	Yes	
6	Young	Jaelyn	-	-	-	-	-	-	D	-	1.2	-	-	-	E	3	1.4	-		
2	Lopez	Israel	-	-	-	-	-	-	D	-	1.2	B	2	0.5	G	4	1.7	-		
3	Tavarez	Deylan	-	-	-	-	-	-	D	-	1.2	E	4	1.4	G	4	1.7	-		

Frances Guglielmo 0	0	Avg. GLE	0	Avg. GLE	0	Avg. GLE	0	Avg. GLE	7	Avg. GLE	Average GLE Gain	A in Dec C or Higher in May	Students reading at an F&P Level A or below in December, that were reading at a C or higher in May.
	0		0		0		13		5			7	
	0	-	0	-	0	0.5	2		6	0.9	-	58%	
	0		0		0		1		2				

C.S. 300 Reading Progress Class Sheets

Kindergarten			Alicia Samela															Class 114		June, 19th, 2013
#	LAST	FIRST	May-12			Oct-12			Dec-12			Feb-13			May-13			GLE Gain	Level A in Dec to a C or Higher in May	Notes
			F&P	Level	GLE	F&P	Level	GLE	F&P	Level	GLE	F&P	Level	GLE	F&P	Level	GLE			
3	Sawyer	Ezekiel	-	-	-	-	-	-	-	-	-	A	2	0.3	A	1	0.3	-		
1	Anglero	Angel	-	-	-	-	-	-	-	-	-	-	-	-	E	3	1.4	-		
2	Mersier William	Jerico	-	-	-	-	-	-	-	-	-	E	4	1.4	I	4	1.9	-		
21	Metchiou	Hanifa	-	-	-	A	-	0.3	A	-	0.3	A	2	0.3	A	1	0.3	0.0	No	
22	Pinero	Aron	-	-	-	A	-	0.3	A	-	0.3	E	4	1.4	A	1	0.3	0.0	No	
23	Reynoso	Joseph	-	-	-	A	-	0.3	A	-	0.3	A	2	0.3	A	1	0.3	0.0	No	
24	Santana	Jasmari	-	-	-	A	-	0.3	A	-	0.3	A	2	0.3	A	1	0.3	0.0	No	
18	Camarena	Juan	-	-	-	A	-	0.3	A	-	0.3	A	2	0.3	B	1	0.5	0.2	No	
19	Maldonado Garci	Juan	-	-	-	A	-	0.3	A	-	0.3	A	2	0.3	B	1	0.5	0.2	No	
20	Smith Ili	Michael	-	-	-	A	-	0.3	A	-	0.3	A	2	0.3	B	1	0.5	0.2	No	
13	Arias	Erika	-	-	-	A	-	0.3	A	-	0.3	A	2	0.3	C	2	0.8	0.5	Yes	
14	Bezares-castro	Damian	-	-	-	A	-	0.3	A	-	0.3	B	2	0.5	C	2	0.8	0.5	Yes	
16	Rodriguez	David	-	-	-	A	-	0.3	A	-	0.3	B	2	0.5	C	2	0.8	0.5	Yes	
17	Umar	Zullaia	-	-	-	A	-	0.3	A	-	0.3	A	2	0.3	C	2	0.8	0.5	Yes	
10	Fakir	Rayhan	-	-	-	A	-	0.3	A	-	0.3	B	2	0.5	D	3	1.2	0.9	Yes	
12	Smith	Christophe	-	-	-	A	-	0.3	A	-	0.3	C	3	0.8	D	3	1.2	0.9	Yes	
6	Grant	Ayana	-	-	-	A	-	0.3	A	-	0.3	C	3	0.8	E	3	1.4	1.1	Yes	
7	Maragh	Leroy	-	-	-	A	-	0.3	A	-	0.3	B	2	0.5	E	3	1.4	1.1	Yes	
8	Mcneil	Kayla	-	-	-	A	-	0.3	A	-	0.3	D	4	1.2	E	3	1.4	1.1	Yes	
9	Turkson	Albert	-	-	-	A	-	0.3	A	-	0.3	C	3	0.8	E	3	1.4	1.1	Yes	
15	Hernandez	Honesty	-	-	-	A	-	0.3	B	-	0.5	B	2	0.5	C	2	0.8	0.5		
11	Mariano	Ruddy	-	-	-	A	-	0.3	B	-	0.5	C	3	0.8	D	3	1.2	0.9		
5	Gladden	Nikyah	-	-	-	A	-	0.3	B	-	0.5	E	4	1.4	E	3	1.4	1.1		
4	Ramsey	Deani	-	-	-	A	-	0.3	B	-	0.5	A	2	0.3	G	4	1.7	1.4		

Alicia Samela

Class 114

0	Avg. GLE
0	
0	-
0	

0	Avg. GLE
0	
0	0.3
0	

0	Avg. GLE
0	
0	0.3
0	

0	Avg. GLE
15	
4	0.6
4	

8	Avg. GLE	Average GLE Gain	A in Dec C or Higher in May
5			
9	0.9	0.60	10
2			59%

Students reading at an F&P Level A or below in December, that were reading at a C or higher in May.

C.S. 300 Reading Progress Class Sheets

First Grade			Jennifer Reyes															Class 115		June, 19th, 2013
#	LAST	FIRST	May-12			Oct-12			Dec-12			Feb-13			May-13			GLE Gain	First Grade Points Students Starting in Oct F&P A - C	Notes
			F&P	Level	GLE	F&P	Level	GLE	F&P	Level	GLE	F&P	Level	GLE	F&P	Level	GLE			
1	Ricardo	Samuel	-	-	-	-	-	-	-	-	-	-	-	-	A	1	0.3	-	-	
2	Abreu	Jaeline	A	1	0.3	A	1	0.3	B	1	0.5	-	-	-	L	4	3.0	2.7	5	
7	Fernandez	Elijah Jac	-	-	-	A	1	0.3	B	1	0.5	-	-	-	F	1	1.6	1.3		
16	Harris	Precious	-	-	-	A	1	0.3	B	1	0.5	-	-	-	D	1	1.2	0.9		
22	Liriano	Katherine	A	1	0.3	A	1	0.3	A	1	0.3	-	-	-	B	1	0.5	0.2		
23	Blanco	Maximo	-	-	-	A	1	0.3	A	1	0.3	-	-	-	A	1	0.3	0.0		
24	Everett	Naseem	A	1	0.3	A	1	0.3	A	1	0.3	-	-	-	A	1	0.3	0.0		
6	Almonte	Raphael	A	1	0.3	B	1	0.5	D	2	1.2	-	-	-	H	2	1.8	1.3	3	
9	Ade	Ange-jessi	B	1	0.5	B	1	0.5	D	2	1.2	-	-	-	F	1	1.6	1.1		
10	Dilone	Merlin	B	1	0.5	B	1	0.5	B	1	0.5	-	-	-	F	1	1.6	1.1		
11	Henderson	Kanjuan	B	1	0.5	B	1	0.5	B	1	0.5	-	-	-	F	1	1.6	1.1		
4	Pagan	Carlos	C	2	0.8	C	1	0.8	E	2	1.4	-	-	-	K	3	2.5	1.7	1	
14	Ramirez Martine	John	-	-	-	C	1	0.8	D	2	1.2	-	-	-	I	3	1.9	1.1	1	
15	Acevedo Felipe	Adrian	-	-	-	C	1	0.8	D	2	1.2	-	-	-	H	2	1.8	1.0		
17	Califf	Jahlil	-	-	-	C	1	0.8	D	2	1.2	-	-	-	F	1	1.6	0.8		
3	Fratello	Angel	F	4	1.6	D	2	1.2	-	-	-	-	-	-	L	4	3.0	1.8		
8	Jagama	Nyuma Isat	E	3	1.4	D	2	1.2	-	-	-	-	-	-	K	3	2.5	1.3		
13	Miranda Castill	Brianna	-	-	-	D	2	1.2	E	2	1.4	-	-	-	J	3	2.3	1.1		
20	Jackson	Nyla-skye	-	-	-	D	2	1.2	E	2	1.4	-	-	-	I	3	1.9	0.7		
21	Rolle	Jakiyra	D	3	1.2	D	2	1.2	E	2	1.4	-	-	-	I	3	1.9	0.7		
5	Alvarez	Zuleima	-	-	-	I	4	1.9	-	-	-	-	-	-	N	4	3.3	1.4		
12	Lesane	Travis	G	4	1.7	I	4	1.9	-	-	-	-	-	-	L	4	3.0	1.1		
18	Abankwa	Audra	I	4	1.9	L	4	3.0	-	-	-	-	-	-	P	4	3.7	0.7		
19	Bowie	Zafir	-	-	-	L	4	3.0	-	-	-	-	-	-	P	4	3.7	0.7		

Jennifer Reyes

Class 115

7	Avg.
1	GLE
2	0.9
3	

14	Avg.
5	GLE
0	1.0
4	

8	Avg.
9	GLE
0	0.9
0	

0	Avg.
0	GLE
0	-
0	

10	Avg.	Average GLE Gain
2	GLE	
6	2.0	
6		

First Grade Points
10

- First Grade Points System
- 5 Points if the student starts as an A and moves to an I or higher.
 - 4 Points if the student starts as an A and movers to a G or an H.
 - 4 Points if a student starts as B and moves to an I or higher.
 - 3 Points if a student starts as B and moves to a G or an H.
 - 1 Point if a student starts as a C and moves to an I or higher.

C.S. 300 Reading Progress Class Sheets

First Grade			Nadine Thomas																	Class 116		June, 19th, 2013	
#	LAST	FIRST	May-12			Oct-12			Dec-12			Feb-13			May-13			GLE Gain	First Grade Points Students Starting in Oct F&P A - C	Notes			
			F&P	Level	GLE	F&P	Level	GLE	F&P	Level	GLE	F&P	Level	GLE	F&P	Level	GLE						
1	Santos-tavarez	Ojani	-	-	-	-	-	-	E	2	1.4	E	1	1.4	J	3	2.3	-	-				
2	Thompson	Dijon	-	-	-	-	-	-	-	-	-	-	-	-	D	1	1.2	-	-				
3	Salva	Kiara	B	1	0.5	B	1	0.5	C	1	0.8	H	3	1.8	K	3	2.5	2.0	4				
4	Salmon	Shedarie	G	4	1.7	E	2	1.4	-	-	-	J	4	2.3	N	4	3.3	1.9					
5	Davis	Alaya	-	-	-	G	3	1.7	-	-	-	L	4	3.0	M	4	3.2	1.5					
6	Fernandez	Brianna	-	-	-	G	3	1.7	-	-	-	K	4	2.5	M	4	3.2	1.5					
7	Carrero	Michael	-	-	-	B	1	0.5	E	2	1.4	H	3	1.8	I	3	1.9	1.4	4				
8	Ishmael	Shawn	-	-	-	B	1	0.5	C	1	0.8	H	3	1.8	I	3	1.9	1.4	4				
9	Adames Espinal	Rosalba	-	-	-	A	1	0.3	C	1	0.8	C	1	0.8	E	1	1.4	1.1					
10	Sanchez	Suleyma	-	-	-	A	1	0.3	A	1	0.3	C	1	0.8	E	1	1.4	1.1					
11	Castillo	Darwin	C	2	0.8	A	1	0.3	B	1	0.5	C	1	0.8	D	1	1.2	0.9					
12	Guzman	Mia	-	-	-	B	1	0.5	C	1	0.8	D	1	1.2	E	1	1.4	0.9					
13	Perez	Elian	E	3	1.4	E	2	1.4	-	-	-	I	4	1.9	J	3	2.3	0.9					
14	Richards	Aviah	D	3	1.2	B	1	0.5	C	1	0.8	C	1	0.8	E	1	1.4	0.9					
15	Thomas	Kurt	-	-	-	C	1	0.8	E	2	1.4	E	1	1.4	G	1	1.7	0.9					
16	Vasquez	Heimy	D	3	1.2	B	1	0.5	-	-	-	C	1	0.8	E	1	1.4	0.9					
17	Verges	Gavin	D	3	1.2	B	1	0.5	C	1	0.8	D	1	1.2	E	1	1.4	0.9					
18	Williams	Stephon	F	4	1.6	F	3	1.6	-	-	-	J	4	2.3	J	3	2.3	0.7					
19	Marrero	Anthony	A	1	0.3	A	1	0.3	A	1	0.3	A	1	0.3	C	1	0.8	0.5					
20	De La Cruz	Edwin	-	-	-	A	1	0.3	A	1	0.3	A	1	0.3	B	1	0.5	0.2					
21	Melendez	Antonio	-	-	-	A	1	0.3	A	1	0.3	A	1	0.3	B	1	0.5	0.2					
22	Thomas	Harmony	-	-	-	M	4	3.2	-	-	-	-	-	-	N	4	3.3	0.1					
23	Levius	Kelis	-	-	-	A	1	0.3	A	1	0.3	A	1	0.3	A	1	0.3	0.0					
24	Pereyra	Joseph	A	1	0.3	A	1	0.3	A	1	0.3	A	1	0.3	A	1	0.3	0.0					

Nadine Thomas

Class 116

3	Avg. GLE
1	
4	1.0
2	

16	Avg. GLE
2	
3	0.8
1	

13	Avg. GLE
3	
0	0.7
0	

14	Avg. GLE
0	
3	1.3
5	

14	Avg. GLE
0	
6	1.7
4	

Average
GLE
Gain

0.90

First Grade
Points

12

First Grade Points System

- 5 Points if the student starts as an A and moves to an I or higher.
- 4 Points if the student starts as an A and movers to a G or an H.
 - 4 Points if a student starts as B and moves to an I or higher.
 - 3 Points if a student starts as B and moves to a G or an H.
 - 1 Point if a student starts as a C and moves to an I or higher.

C.S. 300 Reading Progress Class Sheets

First Grade			Elizabeth Claudio																Class 117	June, 19th, 2013
#	LAST	FIRST	May-12			Oct-12			Dec-12			Feb-13			May-13			GLE Gain	First Grade Points Students Starting in Oct F&P A - C	Notes
			F&P	Level	GLE	F&P	Level	GLE	F&P	Level	GLE	F&P	Level	GLE	F&P	Level	GLE			
1	Akatsa	Dzidefo	-	-	-	-	-	-	-	-	-	K	4	2.5	N	4	3.3	-	-	
2	Colon	Annalie	-	-	-	-	-	-	-	-	-	-	-	-	I	3	1.9	-	-	
3	Guity	Joseph	-	-	-	-	-	-	-	-	-	-	-	-	E	1	1.4	-	-	
4	Montanez	Jayson	-	-	-	-	-	-	-	-	-	I	4	1.9	L	4	3.0	-	-	
5	Hart	Jacob	C	2	0.8	B	1	0.5	F	3	1.6	H	3	1.8	L	4	3.0	2.5	4	
6	Little-williams	Chlowei	-	-	-	D	2	1.2	-	-	-	H	3	1.8	L	4	3.0	1.8		
7	Medina Cleto	Kamyla	-	-	-	B	1	0.5	E	2	1.4	H	3	1.8	J	3	2.3	1.8	4	
8	Oyola	Aisha	B	1	0.5	B	1	0.5	E	2	1.4	G	3	1.7	J	3	2.3	1.8	4	
9	Mera Palma	Mariana	E	3	1.4	C	1	0.8	F	3	1.6	E	1	1.4	K	3	2.5	1.7	1	
10	Diaz	Marco	H	4	1.8	E	2	1.4	-	-	-	L	4	3.0	L	4	3.0	1.6		
11	Mack	Robert	-	-	-	C	1	0.8	F	3	1.6	G	3	1.7	J	3	2.3	1.5	1	
12	Acosta	Amanda	B	1	0.5	A	1	0.3	C	1	0.8	E	1	1.4	G	1	1.7	1.4	4	
13	Cruz Mcleod	Ethan	D	3	1.2	B	1	0.5	E	2	1.4	E	1	1.4	I	3	1.9	1.4	4	
14	Gomez	Joel	F	4	1.6	F	3	1.6	-	-	-	J	4	2.3	L	4	3.0	1.4		
15	Kuta	Nabilat	J	4	2.3	I	4	1.9	-	-	-	M	4	3.2	N	4	3.3	1.4		
16	Almonte	Jasmine	E	3	1.4	B	1	0.5	E	2	1.4	G	3	1.7	H	2	1.8	1.3	3	
17	Butler	Joshua	D	3	1.2	D	2	1.2	-	-	-	H	3	1.8	K	3	2.5	1.3		
18	Lyons	Charles	-	-	-	D	2	1.2	-	-	-	H	3	1.8	K	3	2.5	1.3		
19	Monet	Ivan	B	1	0.5	B	1	0.5	D	2	1.2	E	1	1.4	G	1	1.7	1.2	3	
20	Duran	Brianna	E	3	1.4	E	2	1.4	-	-	-	I	4	1.9	K	3	2.5	1.1		
21	Estrada	De Shaun	D	3	1.2	A	1	0.3	C	1	0.8	C	1	0.8	E	1	1.4	1.1		
22	Gil	Julius	E	3	1.4	D	2	1.2	-	-	-	G	3	1.7	J	3	2.3	1.1		
23	Suarez	Mia	C	2	0.8	A	1	0.3	B	1	0.5	C	1	0.8	E	1	1.4	1.1		
24	Dunlap	Zechariah	E	3	1.4	D	2	1.2	-	-	-	-	-	-	I	3	1.9	0.7		

Elizabeth Claudio

Class 117

32

Avg. GLE

1.2

117

Avg. GLE

0.9

35

Avg. GLE

1.2

60

Avg. GLE

1.8

51

Avg. GLE

2.3

Average GLE Gain

1.43

First Grade Points

28

First Grade Points System

- 5 Points if the student starts as an A and moves to an I or higher.
- 4 Points if the student starts as an A and movers to a G or an H.
 - 4 Points if a student starts as B and moves to an I or higher.
 - 3 Points if a student starts as B and moves to a G or an H.
- 1 Point if a student starts as a C and moves to an I or higher.

C.S. 300 Reading Progress Class Sheets

First Grade			Danielle Bazemore																	Class 118		June, 19th, 2013	
#	LAST	FIRST	May-12			Oct-12			Dec-12			Feb-13			May-13			GLE Gain	First Grade Points Students Starting in Oct F&P A - C	Notes			
			F&P	Level	GLE	F&P	Level	GLE	F&P	Level	GLE	F&P	Level	GLE	F&P	Level	GLE						
1	Crawford	Keyona	-	-	-	-	-	-	-	-	-	-	-	-	F	1	1.6	-	-				
2	Hernandez	Jason	-	-	-	-	-	-	E	2	1.4	H	3	1.8	L	4	3.0	-	-				
3	Hicks	Kevin	-	-	-	-	-	-	-	-	-	L	4	3.0	L	4	3.0	-	-				
4	Pineiro	Angel	-	-	-	-	-	-	-	-	-	N	4	3.3	O	4	3.5	-	-				
5	Compaore	Jamil	C	2	0.8	C	1	0.8	F	3	1.6	H	3	1.8	L	4	3.0	2.2	1				
6	Holley	Nazaiah	-	-	-	E	2	1.4	-	-	-	I	4	1.9	M	4	3.2	1.8					
7	Calvo	Dayanara	D	3	1.2	B	1	0.5	F	3	1.6	H	3	1.8	J	3	2.3	1.8	4				
8	Sidibey	Autumn	-	-	-	A	1	0.3	E	2	1.4	G	3	1.7	I	3	1.9	1.6	5				
9	Louissaint	Clavensti	-	-	-	A	1	0.3	B	1	0.5	D	1	1.2	H	2	1.8	1.5	4				
10	Perez	Daina	E	3	1.4	H	4	1.8	-	-	-	K	4	2.5	M	4	3.2	1.4					
11	Hamilton	Kenneth	-	-	-	B	1	0.5	F	3	1.6	H	3	1.8	I	3	1.9	1.4	4				
12	Huckaby	Kamya	D	3	1.2	B	1	0.5	F	3	1.6	-	-	-	I	3	1.9	1.4	4				
13	Salas	Amparo	-	-	-	I	4	1.9	-	-	-	L	4	3.0	M	4	3.2	1.3					
14	Adedouba	Oumar	-	-	-	B	1	0.5	E	2	1.4	G	3	1.7	H	2	1.8	1.3	3				
15	Silverio Cabrer	Luis	-	-	-	A	1	0.3	C	1	0.8	B	1	0.5	F	1	1.6	1.3					
16	Parris Cherry	La Mel	-	-	-	A	1	0.3	C	1	0.8	D	1	1.2	E	1	1.4	1.1					
17	Porter	Kaylie	-	-	-	C	1	0.8	E	2	1.4	G	3	1.7	I	3	1.9	1.1	1				
18	Rosado	Jovian	C	2	0.8	A	1	0.3	B	1	0.5	D	1	1.2	E	1	1.4	1.1					
19	Alvarez	Isaiah	K	4	2.5	K	4	2.5	-	-	-	M	4	3.2	O	4	3.5	1.0					
20	Amakye	David	J	4	2.3	J	4	2.3	-	-	-	M	4	3.2	N	4	3.3	1.0					
21	Kuta	Salamatu	-	-	-	J	4	2.3	-	-	-	L	4	3.0	N	4	3.3	1.0					
22	Long	Messiah	I	4	1.9	J	4	2.3	-	-	-	L	4	3.0	N	4	3.3	1.0					
23	Ramos	Dlilah	-	-	-	J	4	2.3	-	-	-	M	4	3.2	N	4	3.3	1.0					
24	Gordon	Nyjshay	A	1	0.3	A	1	0.3	B	1	0.5	C	1	0.8	C	1	0.8	0.5					
25	Lopez	Brianna	B	1	0.5	A	1	0.3	B	1	0.5	C	1	0.8	C	1	0.8	0.5					
26	Simmons	Nathaley	-	-	-	A	1	0.3	B	1	0.5	B	1	0.5	C	1	0.8	0.5					

Danielle Bazemore Class 118	2	Avg.	14	Avg.	7	Avg.	7	Avg.	7	Avg.	Average GLE Gain	First Grade Points	First Grade Points System <ul style="list-style-type: none">• 5 Points if the student starts as an A and moves to an I or higher.• 4 Points if the student starts as an A and movers to a G or an H.<ul style="list-style-type: none">• 4 Points if a student starts as B and moves to an I or higher.• 3 Points if a student starts as B and moves to a G or an H.• 1 Point if a student starts as a C and moves to an I or higher.
	2	GLE	1	GLE	4	GLE	0	GLE	2	GLE			
	3	1.3	0	1.0	4	1.1	7	2.0	5	2.3			
	3		7		0		10		12				

C.S. 300 Reading Progress Class Sheets																				
Bridge 3,4			Cheryl Patafio															Class 201		June, 19th, 2013
#	LAST	FIRST	May-12			Oct-12			Dec-12			Feb-13			May-13			GLE Gain	October 1's & 2's Level Change	Notes
			F&P	Level	GLE	F&P	Level	GLE	F&P	Level	GLE	F&P	Level	GLE	F&P	Level	GLE			
1	Smith	Mydel	-	-	-	-	-	-	-	-	-	-	-	-	L	1	3.0	-		
2	De La Cruz	Azusana	H	1	1.8	H	1	1.8	I	1	1.9	-	-	-	L	1	3.0	1.2	NC	
3	Ramirez	Kenneth	-	-	-	O	4	3.5	-	-	-	-	-	-	R	4	4.5	1.0		
4	Hines	Shawntaya	K	2	2.5	J	1	2.3	K	1	2.5	-	-	-	M	1	3.2	0.9	NC	
5	Perez	Brandon	L	1	3.0	K	1	2.5	L	1	3.0	-	-	-	M	1	3.2	0.7	NC	
6	Dalmou	Jacaris	A	1	0.3	A	1	0.3	B	1	0.5	-	-	-	C	1	0.8	0.5	NC	
7	Vidal	Maria	F	1	1.6	E	1	1.4	G	1	1.7	-	-	-	G	1	1.7	0.3	NC	
8	Fetus	Kayla	-	-	-	S	4	4.7	-	-	-	-	-	-	T	4	5.0	0.3		
9	Hernandez	Kevin	H	1	1.8	F	1	1.6	H	1	1.8	-	-	-	I	1	1.9	0.3	NC	
10	Pratt	Danasia	F	1	1.6	F	1	1.6	G	1	1.7	-	-	-	I	1	1.9	0.3	NC	
11	Torres	Denise	O	2	3.5	O	2	3.5	P	2	3.7	-	-	-	P	1	3.7	0.2	Down	
12	Maceda-morales	Fernando	N	1	3.3	N	1	3.3	O	2	3.5	-	-	-	N	1	3.3	0.0	NC	

Cheryl Patafio

Class 201

7	Avg.
2	GLE
0	2.2
0	

8	Avg.
1	GLE
0	2.4
2	

7	Avg.
2	GLE
0	2.3
0	

0	Avg.
0	GLE
0	-
0	

10	Avg.	Average GLE Gain	Level 1's & 2's	
0	GLE		No Change	8
0	2.9		Up ↑	0
2			Down ↓	1

C.S. 300 Reading Progress Class Sheets																					
Second Grade			Keriann Martin															Class 202		June, 19th, 2013	
#	LAST	FIRST	May-12			Oct-12			Dec-12			Feb-13			May-13			GLE Gain	October 1's & 2's Level Change	Notes	
			F&P	Level	GLE	F&P	Level	GLE	F&P	Level	GLE	F&P	Level	GLE	F&P	Level	GLE				
1	Vargas Acevedo	Yamilex	-	-	-	-	-	-	-	-	-	A	1	0.3	A	1	0.3	-			
2	Williams	Damani	-	-	-	-	-	-	-	-	-	-	-	-	-	-	-	-			
3	Fernandez	Orlin	-	-	-	E	1	1.4	H	2	1.8	J	2	2.3	N	4	3.3	1.9	Up		
4	Brito	Kedwin	J	3	2.3	E	1	1.4	G	1	1.7	J	2	2.3	L	2	3.0	1.6	Up		
5	Arroyo	Ramon	I	3	1.9	G	1	1.7	J	3	2.3	L	3	3.0	M	3	3.2	1.5	Up		
6	Dennis	Laniaya	I	3	1.9	G	1	1.7	I	2	1.9	L	3	3.0	M	3	3.2	1.5	Up		
7	Ortiz	Ayaina	O	4	3.5	O	4	3.5	-	-	-	S	4	4.7	T	4	5.0	1.5			
8	Dejesus	Moses	K	3	2.5	J	3	2.3	-	-	-	N	4	3.3	P	4	3.7	1.4			
9	Dejesus	Nathalie	K	3	2.5	I	2	1.9	K	3	2.5	L	3	3.0	N	4	3.3	1.4	Up		
10	Johnson	Taniyah	I	3	1.9	F	1	1.6	H	2	1.8	J	2	2.3	L	2	3.0	1.4	Up		
11	Guzman	Pilar	L	4	3.0	J	3	2.3	-	-	-	N	4	3.3	O	4	3.5	1.2			
12	Harvey	Keaira	-	-	-	K	3	2.5	-	-	-	M	3	3.2	P	4	3.7	1.2			
13	Marega	Aboubakar	I	3	1.9	E	1	1.4	H	2	1.8	I	1	1.9	K	2	2.5	1.1	Up		
14	Berroa	Ethan	-	-	-	C	1	0.8	E	1	1.4	G	1	1.7	I	1	1.9	1.1	NC		
15	Valdez	Merelyn	H	2	1.8	C	1	0.8	F	1	1.6	H	1	1.8	I	1	1.9	1.1	NC		
16	Adedouba	Bintou	L	4	3.0	J	3	2.3	-	-	-	M	3	3.2	N	4	3.3	1.0			
17	Castillo	Kevin	-	-	-	C	1	0.8	E	1	1.4	E	1	1.4	G	1	1.7	0.9	NC		
18	Milien	Brandon	G	1	1.7	E	1	1.4	F	1	1.6	I	1	1.9	J	1	2.3	0.9	NC		
19	Perez	Ronny	B	1	0.5	A	1	0.3	A	1	0.3	C	1	0.8	D	1	1.2	0.9	NC		
20	Tejada	Joseph	F	1	1.6	C	1	0.8	D	1	1.2	F	1	1.6	F	1	1.6	0.8	NC		
21	Rosario	Aaron	E	1	1.4	D	1	1.2	F	1	1.6	G	1	1.7	I	1	1.9	0.7	NC		
22	Heyward	Micah	L	4	3.0	L	3	3.0	-	-	-	N	4	3.3	O	4	3.5	0.5			
23	Rivera	Luis	-	-	-	A	1	0.3	B	1	0.5	C	1	0.8	C	1	0.8	0.5	NC		
24	Rosa	Kareem	L	4	3.0	L	3	3.0	-	-	-	N	4	3.3	N	4	3.3	0.3			

Keriann Martin

Class 202

4	Avg. GLE
1	
7	2.2
5	

14	Avg. GLE
1	
6	1.7
1	

9	Avg. GLE
4	
2	1.6
0	

10	Avg. GLE
3	
5	2.4
5	

9	Avg.	Average GLE Gain	Level 1's & 2's		
3	GLE		No Change	8	
2	2.7		1.11	Up ↑	7
9				Down ↓	0

C.S. 300 Reading Progress Class Sheets																				
Third Grade			Edna Rodriguez															Class 204	June, 19th, 2013	
#	LAST	FIRST	May-12			Oct-12			Dec-12			Feb-13			May-13			GLE Gain	October 1's & 2's Level Change	Notes
			F&P	Level	GLE	F&P	Level	GLE	F&P	Level	GLE	F&P	Level	GLE	F&P	Level	GLE			
1	Acevedo	Geraydy	F	1	1.6	-		-	-		-	-	-	-	L	1	3.0	-		
2	Torres	Sid	-	-	-	-	-	-	-	-	-	-	-	-	O	2	3.5	-		
3	Cuevas Morel	Jeremy	-		-	G	1	1.7	-	-	-	-	-	-	R	4	4.5	2.8	Up	
4	Andrews	Marhquille	R	4	4.5	O	4	3.5	-	-	-	-	-	-	S	4	4.7	1.2		
5	Wilson	Krystine	O	4	3.5	N	3	3.3	-	-	-	-	-	-	R	4	4.5	1.2		
6	Ramos	Jalyssa	-		-	Q	4	4.1	-	-	-	-	-	-	U	4	5.2	1.1		
7	Acheampong	Keyanna	I	1	1.9	J	1	2.3	L	2	3.0	-	-	-	N	1	3.3	1.0	NC	
8	Cruz	Arianna	P	4	3.7	P	4	3.7	-	-	-	-	-	-	S	4	4.7	1.0		
9	Gutierrez	Yandeliz	Q	4	4.1	P	4	3.7	-	-	-	-	-	-	S	4	4.7	1.0		
10	Ryans	Aminah	K	2	2.5	J	1	2.3	M	2	3.2	-	-	-	M	1	3.2	0.9	NC	
11	Vargas	Charliza	R	4	4.5	Q	4	4.1	-	-	-	-	-	-	T	4	5.0	0.9		
12	Miranda Castill	Lovell	-		-	M	2	3.2	O	4	3.5	-	-	-	Q	4	4.1	0.9	Up	
13	Petersen	Zaniya	-		-	G	1	1.7	-	-	-	-	-	-	K	1	2.5	0.8	NC	
14	Batista	Eliana	-		-	N	3	3.3	-	-	-	-	-	-	Q	4	4.1	0.8		
15	Boakye	Richard	O	4	3.5	N	3	3.3	-	-	-	-	-	-	Q	4	4.1	0.8		
16	Fabio	Deny	M	3	3.2	K	1	2.5	M	2	3.2	-	-	-	N	1	3.3	0.8	NC	
17	Kuta	Jamil	P	4	3.7	P	4	3.7	-	-	-	-	-	-	R	4	4.5	0.8		
18	Mitchell	Mattia	R	4	4.5	R	4	4.5	-	-	-	-	-	-	U	4	5.2	0.7		
19	Santana Jr	Alex	D	1	1.2	F	1	1.6	I	1	1.9	-	-	-	J	1	2.3	0.7	NC	
20	Rivera	Adriana	-		-	L	2	3.0	O	4	3.5	-	-	-	O	2	3.5	0.5	NC	
21	Willis	Taneya	R	4	4.5	R	4	4.5	-	-	-	-	-	-	T	4	5.0	0.5		
22	Brundidge	Skylynn	O	4	3.5	N	3	3.3	-	-	-	-	-	-	O	2	3.5	0.2		
23	Mills	Jordan	-		-	N	3	3.3	-	-	-	-	-	-	O	2	3.5	0.2		
24	Davis	Brennasia	P	4	3.7	O	4	3.5	-	-	-	-	-	-	O	2	3.5	0.0		
25	Ramos	Alexander	P	4	3.7	Q	4	4.1	-	-	-	-	-	-	Q	4	4.1	0.0		

Edna Rodriguez

Class 204

3	Avg.
1	GLE
1	
12	3.4

6	Avg.
2	GLE
5	
10	3.2

1	Avg.
3	GLE
0	
2	3.1

0	Avg.
0	GLE
0	
0	-

6	Avg.	Average GLE Gain	Level 1's & 2's	
5	GLE		No Change	6
0			Up ↑	2
14	4.0		Down ↓	0

C.S. 300 Reading Progress Class Sheets																					
Third Grade			Lisa Gilbride															Class 207		June, 19th, 2013	
#	LAST	FIRST	May-12			Oct-12			Dec-12			Feb-13			May-13			GLE Gain	October 1's & 2's Level Change	Notes	
			F&P	Level	GLE	F&P	Level	GLE	F&P	Level	GLE	F&P	Level	GLE	F&P	Level	GLE				
1	Hamid	Samiul	-	-	-	-	-	-	-	-	-	-	-	-	Q	4	4.1	-			
2	Williams	Kyjuan	-	-	-	-	-	-	-	-	-	-	-	-	P	3	3.7	-			
3	Montero	Angelo	J	1	2.3	H	1	1.8	I	1	1.9	-	-	-	M	1	3.2	1.4	NC		
4	Shepherd	Darell	-	-	-	N	3	3.3	Q	4	4.1	-	-	-	R	4	4.5	1.2			
5	Martinez	Clarisa	R	4	4.5	Q	4	4.1	-	-	-	-	-	-	U	4	5.2	1.1			
6	Martinez	Heidy	P	4	3.7	Q	4	4.1	-	-	-	-	-	-	U	4	5.2	1.1			
7	Sims	Kashir	-	-	-	Q	4	4.1	-	-	-	-	-	-	U	4	5.2	1.1			
8	Gordon	Cassara	P	4	3.7	O	4	3.5	-	-	-	-	-	-	R	4	4.5	1.0			
9	Smith	Danaia	R	4	4.5	Q	4	4.1	-	-	-	-	-	-	T	4	5.0	0.9			
10	Alvarez	Emma	O	4	3.5	N	3	3.3	P	4	3.7	-	-	-	Q	4	4.1	0.8			
11	Amakye	Michael	P	4	3.7	P	4	3.7	-	-	-	-	-	-	R	4	4.5	0.8			
12	Boakye	Regis	Q	4	4.1	P	4	3.7	-	-	-	-	-	-	R	4	4.5	0.8			
13	Pagan	Angelise	P	4	3.7	P	4	3.7	-	-	-	-	-	-	R	4	4.5	0.8			
14	Santos	Yahir	O	4	3.5	N	3	3.3	-	-	-	-	-	-	Q	4	4.1	0.8			
15	Guzman	Ruth	-	-	-	L	2	3.0	O	4	3.5	-	-	-	P	3	3.7	0.7	Up		
16	Suna	Alex	S	4	4.7	R	4	4.5	-	-	-	-	-	-	U	4	5.2	0.7			
17	Collazo	Jaiden	Q	4	4.1	O	4	3.5	-	-	-	-	-	-	Q	4	4.1	0.6			
18	Jagana	Muhamadou	P	4	3.7	O	4	3.5	-	-	-	-	-	-	Q	4	4.1	0.6			
19	Wright	Cheyenne	Q	4	4.1	O	4	3.5	-	-	-	-	-	-	Q	4	4.1	0.6			
20	Dilone	Mayleen	N	4	3.3	L	2	3.0	N	3	3.3	-	-	-	O	2	3.5	0.5	NC		
21	Koma	Halima	S	4	4.7	S	4	4.7	-	-	-	-	-	-	U	4	5.2	0.5			
22	Kuta	Muhibat	S	4	4.7	S	4	4.7	-	-	-	-	-	-	U	4	5.2	0.5			
23	Brown	Jada	O	4	3.5	N	3	3.3	-	-	-	-	-	-	P	3	3.7	0.4			
24	Nadje	Ange	N	4	3.3	M	2	3.2	N	3	3.3	-	-	-	O	2	3.5	0.3	NC		
25	Oyola	Anais	N	4	3.3	O	4	3.5	-	-	-	-	-	-	P	3	3.7	0.2			

Lisa Gilbride

Class 207

1	Avg.
0	GLE
0	
19	3.8

1	Avg.
3	GLE
4	
15	3.6

1	Avg.
0	GLE
2	
3	3.3

0	Avg.
0	GLE
0	
0	-

1	Avg.	Average GLE Gain	Level 1's & 2's	
2	GLE		No Change	3
4			Up ↑	1
18	4.3		Down ↓	0

C.S. 300 Reading Progress Class Sheets																				
Second Grade			Kathleen Schwartz															Class 213		June, 19th, 2013
#	LAST	FIRST	May-12			Oct-12			Dec-12			Feb-13			May-13			GLE Gain	October 1's & 2's Level Change	Notes
			F&P	Level	GLE	F&P	Level	GLE	F&P	Level	GLE	F&P	Level	GLE	F&P	Level	GLE			
1	Hicks	Hennessy	-	-	-	-	-	-	-	-	-	H	1	1.8	K	2	2.5	-		
2	Perez	Iris	H	2	1.8	E	1	1.4	L	3	3.0	L	3	3.0	P	4	3.7	2.3	Up	
3	Marcellus	Dominick	J	3	2.3	K	3	2.5	-	-	-	O	4	3.5	R	4	4.5	2.0		
4	Ortiz	Jesse	E	1	1.4	D	1	1.2	G	1	1.7	I	1	1.9	L	2	3.0	1.8	Up	
5	Hurley	Kanika	H	2	1.8	H	2	1.8	K	3	2.5	L	3	3.0	O	4	3.5	1.7	Up	
6	Kaye	Jonathan	-	-	-	H	2	1.8	K	3	2.5	K	2	2.5	O	4	3.5	1.7	Up	
7	Faux	Shawn	H	2	1.8	I	2	1.9	L	3	3.0	L	3	3.0	O	4	3.5	1.6		
8	Lajara	Jose	J	3	2.3	I	2	1.9	M	4	3.2	M	3	3.2	O	4	3.5	1.6	Up	
9	Norman	Keniyah	J	3	2.3	I	2	1.9	K	3	2.5	L	3	3.0	O	4	3.5	1.6	Up	
10	Paige	Joi	L	4	3.0	M	4	3.2	-	-	-	P	4	3.7	S	4	4.7	1.5		
11	Cruz	Andrew	M	4	3.2	N	4	3.3	-	-	-	P	4	3.7	S	4	4.7	1.4		
12	Hernandez	Cristian	-	-	-	J	3	2.3	-	-	-	L	3	3.0	P	4	3.7	1.4		
13	Nyarko	Adomako Ow	K	3	2.5	J	3	2.3	-	-	-	K	2	2.5	P	4	3.7	1.4		
14	Matos	Cristhophe	F	1	1.6	H	2	1.8	J	3	2.3	M	3	3.2	M	3	3.2	1.4	Up	
15	Delgadillo	Lyanne	H	2	1.8	H	2	1.8	I	2	1.9	H	1	1.8	L	2	3.0	1.2	NC	
16	Payne	Shahira	F	1	1.6	E	1	1.4	H	2	1.8	H	1	1.8	K	2	2.5	1.1	Up	
17	Stewart	Jamel	L	4	3.0	L	3	3.0	-	-	-	O	4	3.5	Q	4	4.1	1.1		
18	Lamar	Christophe	J	3	2.3	K	3	2.5	-	-	-	M	3	3.2	O	4	3.5	1.0		
19	Martinez	Jaylyn	-	-	-	J	3	2.3	-	-	-	L	3	3.0	N	4	3.3	1.0		
20	Mellette	Mahagoney	K	3	2.5	K	3	2.5	-	-	-	M	3	3.2	O	4	3.5	1.0		
21	Viera	Hector	J	3	2.3	J	3	2.3	-	-	-	J	2	2.3	M	3	3.2	0.9		
22	Anez	Jaden	J	3	2.3	J	3	2.3	-	-	-	K	2	2.5	L	2	3.0	0.7		
23	Barbosa	Lance	F	1	1.6	E	1	1.4	E	1	1.4	E	1	1.4	I	1	1.9	0.5	NC	
24	Shepherd	Kyrell	-	-	-	F	1	1.6	H	2	1.8	H	1	1.8	I	1	1.9	0.3	NC	

Kathleen Schwartz

Class 213

4	Avg. GLE
4	
8	2.2
3	

5	Avg. GLE
7	
9	2.1
2	

2	Avg. GLE
3	
6	2.3
1	

6	Avg. GLE
4	
10	2.7
4	

2	Avg. GLE	Average GLE Gain	Level 1's & 2's		
5			No Change	3	
2	3.4		1.31	Up ↑	8
15				Down ↓	0

C.S. 300 Reading Progress Class Sheets																				
Third Grade			Lorraine Moseley															Class 214	June, 19th, 2013	
#	LAST	FIRST	May-12			Oct-12			Dec-12			Feb-13			May-13			GLE Gain	October 1's & 2's Level Change	Notes
			F&P	Level	GLE	F&P	Level	GLE	F&P	Level	GLE	F&P	Level	GLE	F&P	Level	GLE			
1	Montilla	Brandon	-	-	-	-	-	-	-	-	-	-	-	-	R	4	4.5	-		
2	Sanchez	Yamilex	-	-	-	-	-	-	-	-	-	-	-	-	F	1	1.6	-		
3	Vanzie	Jasmine	P	4	3.7	P	4	3.7	-	-	-	-	-	-	T	4	5.0	1.3		
4	Baldwin	Jailyn	-	-	-	N	3	3.3	-	-	-	-	-	-	R	4	4.5	1.2		
5	Johnson	Mykel	-	-	-	J	1	2.3	M	2	3.2	-	-	-	O	2	3.5	1.2	Up	
6	Major	Mia	O	4	3.5	O	4	3.5	-	-	-	-	-	-	S	4	4.7	1.2		
7	Guidi	Abdou	A	1	0.3	A	1	0.3	B	1	0.5	-	-	-	E	1	1.4	1.1	NC	
8	Adjei	Victoria	M	3	3.2	L	2	3.0	O	4	3.5	-	-	-	Q	4	4.1	1.1	Up	
9	Castro	Leo	O	4	3.5	O	4	3.5	-	-	-	-	-	-	R	4	4.5	1.0		
10	Davis	Kev Von	Q	4	4.1	P	4	3.7	-	-	-	-	-	-	S	4	4.7	1.0		
11	Marcano	Jose	-	-	-	P	4	3.7	-	-	-	-	-	-	S	4	4.7	1.0		
12	Russell	Amanda	-	-	-	P	4	3.7	-	-	-	-	-	-	S	4	4.7	1.0		
13	Harris	Faith	R	4	4.5	Q	4	4.1	-	-	-	-	-	-	T	4	5.0	0.9		
14	Fernandez	James	Q	4	4.1	P	4	3.7	-	-	-	-	-	-	R	4	4.5	0.8		
15	Madrid	Joshua	P	4	3.7	P	4	3.7	-	-	-	-	-	-	R	4	4.5	0.8		
16	Montgomery	Jada	K	2	2.5	K	1	2.5	-	-	-	-	-	-	N	1	3.3	0.8	NC	
17	Simms	Jaiden	M	3	3.2	N	3	3.3	-	-	-	-	-	-	Q	4	4.1	0.8		
18	Taylor	Naiquan	R	4	4.5	R	4	4.5	-	-	-	-	-	-	U	4	5.2	0.7		
19	Morgan	Destiny	R	4	4.5	Q	4	4.1	-	-	-	-	-	-	S	4	4.7	0.6		
20	Hurley	Karizma	-	-	-	O	4	3.5	-	-	-	-	-	-	Q	4	4.1	0.6		
21	Cepin	Alisha	J	1	2.3	L	2	3.0	N	3	3.3	-	-	-	O	2	3.5	0.5	NC	
22	Dawkins	Winden	N	4	3.3	M	2	3.2	O	4	3.5	-	-	-	P	3	3.7	0.5	Up	
23	Ryans	Amiell	N	4	3.3	N	3	3.3	-	-	-	-	-	-	P	3	3.7	0.4		

Lorraine Moseley

Class 214

2	Avg. GLE
1	
2	3.4
11	

3	Avg. GLE
3	
3	3.3
12	

1	Avg. GLE
1	
1	2.8
2	

0	Avg. GLE
0	
0	-
0	

3	Avg. GLE	Average GLE Gain	Level 1's & 2's	
2			No Change	3
2	4.1	0.88	Up ↑	3
16			Down ↓	0

C.S. 300 Reading Progress Class Sheets																				
Second Grade			Anita Williams															Class 215		June, 19th, 2013
#	LAST	FIRST	May-12			Oct-12			Dec-12			Feb-13			May-13			GLE Gain	October 1's & 2's Level Change	Notes
			F&P	Level	GLE	F&P	Level	GLE	F&P	Level	GLE	F&P	Level	GLE	F&P	Level	GLE			
1	Crawford	Trenell	-	-	-	-	-	-	-	-	-	-	-	-	L	2	3.0	-		
2	Lacey	Julius	-	-	-	-	-	-	-	-	-	-	-	-	L	2	3.0	-		
3	Minaya	Angel	-	-	-	-	-	-	K	3	2.5	L	3	3.0	M	3	3.2	-		
4	Montilla	Priscilla	-	-	-	-	-	-	F	1	1.6	G	1	1.7	H	1	1.8	-		
5	Rodriguez	Jordan	-	-	-	-	-	-	-	-	-	-	-	-	O	4	3.5	-		
6	Williams	Kyshawn	-	-	-	-	-	-	-	-	-	-	-	-	L	2	3.0	-		
7	De Los Santos	Zanya	B	1	0.5	F	1	1.6	-	-	-	M	3	3.2	O	4	3.5	1.9	Up	
8	Reyes	Makayla	G	1	1.7	F	1	1.6	J	3	2.3	K	2	2.5	M	3	3.2	1.6	Up	
9	Williams	Jada	-	-	-	A	1	0.3	E	1	1.4	F	1	1.6	H	1	1.8	1.5	NC	
10	Sanz	Jesmarie	-	-	-	J	3	2.3	-	-	-	N	4	3.3	P	4	3.7	1.4		
11	Armand	Versiah Ad	K	3	2.5	J	3	2.3	-	-	-	M	3	3.2	O	4	3.5	1.2		
12	Gutierrez	Alexander	K	3	2.5	K	3	2.5	-	-	-	N	4	3.3	P	4	3.7	1.2		
13	Rodriguez	Haley	H	2	1.8	J	3	2.3	-	-	-	M	3	3.2	O	4	3.5	1.2		
14	Ali	Zakari	L	4	3.0	K	3	2.5	-	-	-	M	3	3.2	O	4	3.5	1.0		
15	Gibbs	Elijah	L	4	3.0	K	3	2.5	-	-	-	M	3	3.2	O	4	3.5	1.0		
16	Gonzalez	Yonidza	K	3	2.5	K	3	2.5	-	-	-	N	4	3.3	O	4	3.5	1.0		
17	Irish	Miaya	I	3	1.9	J	3	2.3	-	-	-	M	3	3.2	N	4	3.3	1.0		
18	Ramos	Brianna	F	1	1.6	C	1	0.8	F	1	1.6	G	1	1.7	H	1	1.8	1.0	NC	
19	Richards	Andia	I	3	1.9	J	3	2.3	-	-	-	M	3	3.2	N	4	3.3	1.0		
20	Ndiaye	Mamemor	L	4	3.0	M	4	3.2	-	-	-	O	4	3.5	Q	4	4.1	0.9		
21	Robayo	Nathanial	L	4	3.0	L	3	3.0	-	-	-	O	4	3.5	P	4	3.7	0.7		
22	Bell	Oryan	D	1	1.2	D	1	1.2	F	1	1.6	G	1	1.7	I	1	1.9	0.7	NC	
23	Falu	Zeina	E	1	1.4	F	1	1.6	I	2	1.9	J	2	2.3	J	1	2.3	0.7	NC	
24	Decena	Alviery	L	4	3.0	L	3	3.0	-	-	-	N	4	3.3	O	4	3.5	0.5		

Anita Williams

Class 215

5	Avg. GLE
1	
5	2.2
5	

6	Avg. GLE
0	
11	2.1
1	

4	Avg. GLE
1	
2	1.8
0	

4	Avg. GLE
2	
8	2.9
6	

5	Avg. GLE	Average GLE Gain	Level 1's & 2's	
3			No Change	4
2	3.1	1.08	Up ↑	2
14			Down ↓	0

C.S. 300 Reading Progress Class Sheets																				
Second Grade			Jennifer Nybro															Class 216	June, 19th, 2013	
#	LAST	FIRST	May-12			Oct-12			Dec-12			Feb-13			May-13			GLE Gain	October 1's & 2's Level Change	Notes
			F&P	Level	GLE	F&P	Level	GLE	F&P	Level	GLE	F&P	Level	GLE	F&P	Level	GLE			
1	Boye Doe	Stephanie	O	4	3.5	O	4	3.5	-	-	-	T	4	5.0	U	4	5.2	1.7		
2	Ortiz	Emarie	H	2	1.8	H	2	1.8	O	4	3.5	M	3	3.2	O	4	3.5	1.7	Up	
3	Acosta	Januel	H	2	1.8	F	1	1.6	I	2	1.9	L	3	3.0	M	3	3.2	1.6	Up	
4	Armand	Faith Jusl	I	3	1.9	I	2	1.9	L	3	3.0	M	3	3.2	O	4	3.5	1.6	Up	
5	Roberts	Clarence	J	3	2.3	I	2	1.9	L	3	3.0	M	3	3.2	O	4	3.5	1.6	Up	
6	Ouro Kefia	Waliya	H	2	1.8	G	1	1.7	I	2	1.9	L	3	3.0	M	3	3.2	1.5	Up	
7	Diaz	Anderson	J	3	2.3	I	2	1.9	K	3	2.5	N	4	3.3	N	4	3.3	1.4	Up	
8	Martinez	Jocelyn	J	3	2.3	I	2	1.9	L	3	3.0	M	3	3.2	N	4	3.3	1.4	Up	
9	Montes Pavia	Jasmin	-	-	-	F	1	1.6	-	-	-	J	2	2.3	L	2	3.0	1.4	Up	
10	Walcott	Kashia	F	1	1.6	F	1	1.6	H	2	1.8	J	2	2.3	L	2	3.0	1.4	Up	
11	Bynum Smith	Jalen	K	3	2.5	J	3	2.3	-	-	-	N	4	3.3	O	4	3.5	1.2		
12	Diallo	Amadou	K	3	2.5	J	3	2.3	-	-	-	N	4	3.3	O	4	3.5	1.2		
13	Emmanueli	Rochelly	J	3	2.3	J	3	2.3	-	-	-	M	3	3.2	O	4	3.5	1.2		
14	Rodriguez	Damion	K	3	2.5	K	3	2.5	-	-	-	N	4	3.3	P	4	3.7	1.2		
15	Tripicchio	Giovanni	L	4	3.0	K	3	2.5	-	-	-	N	4	3.3	P	4	3.7	1.2		
16	Shettard	Myasia	-	-	-	C	1	0.8	E	1	1.4	F	1	1.6	I	1	1.9	1.1	NC	
17	Brown	Tishanna	K	3	2.5	L	3	3.0	-	-	-	O	4	3.5	Q	4	4.1	1.1		
18	Rocker	Gizelle	M	4	3.2	L	3	3.0	-	-	-	O	4	3.5	Q	4	4.1	1.1		
19	Hilario	Albert	L	4	3.0	K	3	2.5	-	-	-	N	4	3.3	O	4	3.5	1.0		
20	Lopez	Brianna	L	4	3.0	K	3	2.5	-	-	-	N	4	3.3	O	4	3.5	1.0		
21	Manning	Egypt	-	-	-	C	1	0.8	E	1	1.4	F	1	1.6	H	1	1.8	1.0	NC	
22	Peralta	Samya	K	3	2.5	K	3	2.5	-	-	-	N	4	3.3	O	4	3.5	1.0		
23	Gomez	Adrian	-	-	-	M	4	3.2	-	-	-	O	4	3.5	Q	4	4.1	0.9		
24	Campbell	Christian	K	3	2.5	K	3	2.5	-	-	-	M	3	3.2	N	4	3.3	0.8		
25	Willis	Tristan	F	1	1.6	F	1	1.6	G	1	1.7	H	1	1.8	H	1	1.8	0.2	NC	

Jennifer Nybro

Class 216

2	Avg.
3	GLE
11	
5	2.4

7	Avg.
5	GLE
11	
2	2.1

3	Avg.
3	GLE
4	
1	2.3

3	Avg.
2	GLE
8	
12	3.1

3	Avg.	Average GLE Gain	Level 1's & 2's	
2	GLE		No Change	3
2			Up ↑	9
18	3.4		Down ↓	0

C.S. 300 Reading Progress Class Sheets																				
Fourth Grade			Bevene Ivey															Class 301		June, 19th, 2013
#	LAST	FIRST	May-12			Oct-12			Dec-12			Feb-13			May-13			GLE Gain	October 1's & 2's Level Change	Notes
			F&P	Level	GLE	F&P	Level	GLE	F&P	Level	GLE	F&P	Level	GLE	F&P	Level	GLE			
1	Metchiou	Samira	-	-	-	-	-	-	-	-	-	-	-	-	D	1	1.2	-		
2	Rodriguez	Emerald	-	-	-	-	-	-	-	-	-	-	-	-	U	4	5.2	-		
3	Wright	Destiny	-	-	-	-	-	-	-	-	-	-	-	-	P	1	3.7	-		
4	Marega	Amy	Q	4	4.1	M	1	3.2	P	2	3.7	-	-	-	S	3	4.7	1.5	Up	
5	Marrero	Kayla	P	3	3.7	O	2	3.5	R	3	4.5	-	-	-	T	3	5.0	1.5	Up	
6	Carrasquillo	Seth	P	3	3.7	P	2	3.7	R	3	4.5	-	-	-	T	3	5.0	1.3	Up	
7	Kearns	Destiny	-	-	-	R	3	4.5	-	-	-	-	-	-	V	4	5.8	1.3		
8	Ohenewaa	Boadu	V	4	5.8	U	4	5.2	-	-	-	-	-	-	X	4	6.4	1.2		
9	Velez	Jennifer	Q	4	4.1	O	2	3.5	Q	3	4.1	-	-	-	S	3	4.7	1.2	Up	
10	Melendez	Victor Man	-	-	-	N	1	3.3	P	2	3.7	-	-	-	Q	2	4.1	0.8	Up	
11	Milien	Bryan	V	4	5.8	T	4	5.0	-	-	-	-	-	-	V	4	5.8	0.8		
12	Brenes	Julio	-	-	-	Q	3	4.1	R	3	4.5	-	-	-	S	3	4.7	0.6		
13	Dixon	Keyshawn	R	4	4.5	Q	3	4.1	S	4	4.7	-	-	-	S	3	4.7	0.6		
14	Harris	Hadiya	R	4	4.5	Q	3	4.1	S	4	4.7	-	-	-	S	3	4.7	0.6		
15	Vargas	Robert	-	-	-	Q	3	4.1	R	3	4.5	-	-	-	S	3	4.7	0.6		
16	Califf-townsend	Amirah	-	-	-	R	3	4.5	-	-	-	-	-	-	T	3	5.0	0.5		
17	Glover	Anntaisha	R	4	4.5	R	3	4.5	-	-	-	-	-	-	T	3	5.0	0.5		
18	Umaru	Ali	S	4	4.7	S	4	4.7	-	-	-	-	-	-	T	3	5.0	0.3		
19																				

Bevene Ivey

Class 301

0	Avg.
0	GLE
2	4.5
8	

2	Avg.
3	GLE
7	4.1
3	

0	Avg.
2	GLE
5	4.3
2	

0	Avg.
0	GLE
0	-
0	

2	Avg.	Average GLE Gain	Level 1's & 2's	
1	GLE		No Change	0
11	4.7	0.89	Up ↑	5
4			Down ↓	0

C.S. 300 Reading Progress Class Sheets																					
Fifth Grade			Barbara Mason																Class 302		June, 19th, 2013
#	LAST	FIRST	May-12			Oct-12			Dec-12			Feb-13			May-13			GLE Gain	October 1's & 2's Level Change	Notes	
			F&P	Level	GLE	F&P	Level	GLE	F&P	Level	GLE	F&P	Level	GLE	F&P	Level	GLE				
1	Huffman	Kevon	Q	2	4.1	Q	2	4.1	T	3	5.0	-	-	-	V	3	5.8	1.7	Up		
2	Parris	Errol	S	3	4.7	T	3	5.0	-	-	-	-	-	-	X	4	6.4	1.4			
3	Taylor	Maya	S	3	4.7	R	2	4.5	V	4	5.8	-	-	-	V	3	5.8	1.3	Up		
4	Dejesus	Seney	U	4	5.2	U	4	5.2	-	-	-	-	-	-	X	4	6.4	1.2			
5	Miller	Stacie	T	3	5.0	U	4	5.2	-	-	-	-	-	-	X	4	6.4	1.2			
6	Lewis	Tanijaa	R	2	4.5	Q	2	4.1	S	2	4.7	-	-	-	U	2	5.2	1.1	NC		
7	Garcia	Hector	-	-	-	Q	2	4.1	R	2	4.5	-	-	-	T	2	5.0	0.9	NC		
8	Hylton	Shawn	V	4	5.8	V	4	5.8	-	-	-	-	-	-	Y	4	6.7	0.9			
9	Addy	Alicia	S	3	4.7	T	3	5.0	V	4	5.8	-	-	-	V	3	5.8	0.8			
10	Ayala	Claresse	T	3	5.0	T	3	5.0	-	-	-	-	-	-	V	3	5.8	0.8			
11	Humala	Edwin	T	3	5.0	T	3	5.0	T	3	5.0	-	-	-	V	3	5.8	0.8			
12	Oti	Sammuel	T	3	5.0	T	3	5.0	U	4	5.2	-	-	-	V	3	5.8	0.8			
13	Paulino	Yeuril	S	3	4.7	T	3	5.0	-	-	-	-	-	-	V	3	5.8	0.8			
14	Williams	Christian	S	3	4.7	T	3	5.0	V	4	5.8	-	-	-	V	3	5.8	0.8			
15	Cooper	Zena	W	4	6.0	W	4	6.0	-	-	-	-	-	-	Y	4	6.7	0.7			
16	Baez	Lunasia	U	4	5.2	V	4	5.8	-	-	-	-	-	-	X	4	6.4	0.6			
17	Daniels	Ryan	-	-	-	U	4	5.2	-	-	-	-	-	-	V	3	5.8	0.6			
18	Caraballo	Jahlani	R	2	4.5	S	2	4.7	T	3	5.0	-	-	-	U	2	5.2	0.5	NC		
19	Nunez	John	X	4	6.4	X	4	6.4	Y	4	6.7	-	-	-	Y	4	6.7	0.3			
20	Sparrow	Tauryian	W	4	6.0	X	4	6.4	X	4	6.4	-	-	-	Y	4	6.7	0.3			
21	Mojica	Nicole	-	-	-	R	2	4.5	S	2	4.7	-	-	-	S	2	4.7	0.2	NC		
22	Loja	Omar	R	2	4.5	R	2	4.5	-	-	-	-	-	-	R	1	4.5	0.0	Down		
23																					

Barbara Mason

Class 302

0	Avg.
4	GLE
9	
6	5.0

0	Avg.
7	GLE
7	
8	5.1

0	Avg.
3	GLE
3	
6	5.4

0	Avg.
0	GLE
0	
0	-

1	Avg.	Average GLE Gain	Level 1's & 2's	
4	GLE		No Change	4
9			Up ↑	2
8	5.9		Down ↓	1
		0.80		

C.S. 300 Reading Progress Class Sheets																				
Fifth Grade			Adele Harris															Class 303		June, 19th, 2013
#	LAST	FIRST	May-12			Oct-12			Dec-12			Feb-13			May-13			GLE Gain	October 1's & 2's Level Change	Notes
			F&P	Level	GLE	F&P	Level	GLE	F&P	Level	GLE	F&P	Level	GLE	F&P	Level	GLE			
1	Hicks	Isis	-	-	-	-	-	-	-	-	-	-	-	-	T	2	5.0	-		
2	Oyola	Amaryllis	-	-	-	-	-	-	-	-	-	-	-	-	Z	4	7.0	-		
3	House	Tashiana	-	-	-	S	2	4.7	U	4	5.2	-	-	-	W	4	6.0	1.3	Up	
4	Taveras	Imagine	-	-	-	S	2	4.7	U	4	5.2	-	-	-	W	4	6.0	1.3	Up	
5	Tyz	Anastazia	T	3	5.0	P	1	3.7	-	-	-	-	-	-	T	2	5.0	1.3	Up	
6	Bellamy	Royal	T	3	5.0	P	1	3.7	-	-	-	-	-	-	S	2	4.7	1.0	Up	
7	Gutierrez	Alvaro	W	4	6.0	W	4	6.0	-	-	-	-	-	-	Z	4	7.0	1.0		
8	Hernandez	Luis	-	-	-	P	1	3.7	P	1	3.7	-	-	-	S	2	4.7	1.0	Up	
9	Shepard	Nadair	T	3	5.0	T	3	5.0	V	4	5.8	-	-	-	W	4	6.0	1.0		
10	Harvey	Khadijah	-	-	-	Q	2	4.1	S	2	4.7	-	-	-	T	2	5.0	0.9	NC	
11	Ramirez	Rosaneddy	S	3	4.7	Q	2	4.1	S	2	4.7	-	-	-	T	2	5.0	0.9	NC	
12	Sims	Courtney	-	-	-	Q	2	4.1	-	-	-	-	-	-	T	2	5.0	0.9	NC	
13	Wiggins	Lanayia	T	3	5.0	Q	2	4.1	S	2	4.7	-	-	-	T	2	5.0	0.9	NC	
14	Lopez	Leah	T	3	5.0	T	3	5.0	-	-	-	-	-	-	V	3	5.8	0.8		
15	Bonilla	Elias	V	4	5.8	Q	2	4.1	-	-	-	-	-	-	S	2	4.7	0.6	NC	
16	Nibbs	Kameron	U	4	5.2	V	4	5.8	-	-	-	-	-	-	X	4	6.4	0.6		
17	Boye Doe	Jessica	Y	4	6.7	X	4	6.4	-	-	-	-	-	-	Z	4	7.0	0.6		
18	Plater	Amir	W	4	6.0	X	4	6.4	-	-	-	-	-	-	Z	4	7.0	0.6		
19	Kearns	Dashea	R	2	4.5	S	2	4.7	U	4	5.2	-	-	-	U	2	5.2	0.5	NC	
20	Burke	Tinia	W	4	6.0	W	4	6.0	-	-	-	-	-	-	X	4	6.4	0.4		
21	Woodruff	Jordan	S	3	4.7	Q	2	4.1	S	2	4.7	-	-	-	R	1	4.5	0.4	Down	
22	Willis	Malcolm	W	4	6.0	X	4	6.4	-	-	-	-	-	-	Y	4	6.7	0.3		
23	Decena	Joelix	U	4	5.2	V	4	5.8	-	-	-	-	-	-	W	4	6.0	0.2		
24	Lebron	Brianna	S	3	4.7	R	2	4.5	S	2	4.7	-	-	-	S	2	4.7	0.2	NC	

Adele Harris

Class 303

0	Avg. GLE
1	
8	5.3
8	

3	Avg. GLE
10	
2	4.9
7	

1	Avg. GLE
5	
0	4.9
4	

0	Avg. GLE
0	
0	-
0	

1	Avg. GLE	Average GLE Gain	Level 1's & 2's	
11			No Change	7
1	5.7	0.76	Up ↑	5
11			Down ↓	1

C.S. 300 Reading Progress Class Sheets																				
Fifth Grade			Laura Rodriguez															Class 304		June, 19th, 2013
#	LAST	FIRST	May-12			Oct-12			Dec-12			Feb-13			May-13			GLE Gain	October 1's & 2's Level Change	Notes
			F&P	Level	GLE	F&P	Level	GLE	F&P	Level	GLE	F&P	Level	GLE	F&P	Level	GLE			
1	Hicks	Calvin	-	-	-	-	-	-	-	-	-	J	1	2.3	S	2	4.7	-		
2	Mayorga	Alex	O	1	3.5	L	1	3.0	M	1	3.2	R	2	4.5	S	2	4.7	1.7	Up	
3	Olivence	Mia	V	4	5.8	U	4	5.2	W	4	6.0	X	4	6.4	Y	4	6.7	1.5		
4	Mims	Alexus	R	2	4.5	P	1	3.7	R	2	4.5	S	2	4.7	S	2	4.7	1.0	Up	
5	Oliveras	Wilda	E	1	1.4	C	1	0.8	F	1	1.6	G	1	1.7	H	1	1.8	1.0	NC	
6	Roman	Daylene	M	1	3.2	O	1	3.5	P	1	3.7	Q	1	4.1	R	1	4.5	1.0	NC	
7	Staton	Taneshia	P	1	3.7	N	1	3.3	O	1	3.5	P	1	3.7	Q	1	4.1	0.8	NC	
8	Mims	Diaminique	R	2	4.5	Q	2	4.1	R	2	4.5	R	2	4.5	S	2	4.7	0.6	NC	
9	Carrillo	Anthony	G	1	1.7	G	1	1.7	G	1	1.7	L	1	3.0	J	1	2.3	0.6	NC	
10	Encarnacion	Erichel	L	1	3.0	K	1	2.5	J	1	2.3	K	1	2.5	L	1	3.0	0.5	NC	
11	Pacheco	Christian	R	2	4.5	Q	2	4.1	-	-	-	-	-	-	R	1	4.5	0.4	Down	
12	Vargas	Virginia	J	1	2.3	I	1	1.9	I	1	1.9	J	1	2.3	H	1	1.8	-0.1	NC	
13																				

<div>Laura Rodriguez</div> <div>Class 304</div>	7	Avg. GLE	8	Avg. GLE	7	Avg. GLE	7	Avg. GLE	7	Avg. GLE	Average GLE Gain	Level 1's & 2's	
	3		2		2		3		4			No Change	7
	0	3.5	0	3.1	0	3.3	0	3.6	0			Up ↑	2
	1		1		1		1		1			Down ↓	1

C.S. 300 Reading Progress Class Sheets

[illegible]

Amy Noe Class 305	0	Avg.	0	Avg.	0	Avg.	1	Avg.	Average GLE Gain 0.98	Level 1's & 2's	
	1	GLE	7	GLE	0	GLE	3	GLE		No Change	2
	9	5.1	6	5.0	1	5.3	6	5.7		Up ↑	5
	4		4		6		0			Down ↓	0

C.S. 300 Reading Progress Class Sheets																				
Third Grade			Perina Holmes															Class 306		June, 19th, 2013
#	LAST	FIRST	May-12			Oct-12			Dec-12			Feb-13			May-13			GLE Gain	October 1's & 2's Level Change	Notes
			F&P	Level	GLE	F&P	Level	GLE	F&P	Level	GLE	F&P	Level	GLE	F&P	Level	GLE			
1	Davis	Jahshalay	-	-	-	-	-	-	-	-	-	-	-	-	S	4	4.7	-		
2	Francisco	Albin	-	-	-	-	-	-	-	-	-	-	-	-	B	1	0.5	-		
3	Santiago	Hector	-	-	-	-	-	-	-	-	-	-	-	-	Q	4	4.1	-		
4	Yearwood	Dantte	-	-	-	-	-	-	-	-	-	-	-	-	N	1	3.3	-		
5	Faux	Sade	O	4	3.5	K	1	2.5	-	-	-	-	-	-	S	4	4.7	2.2	Up	
6	Sanchez	Savannah	N	-	3.3	N	3	3.3	-	-	-	-	-	-	U	4	5.2	1.9		
7	Stafford	Robert	-	-	-	I	1	1.9	-	-	-	-	-	-	P	3	3.7	1.8	Up	
8	Robayo	Natalie	O	4	3.5	J	1	2.3	M	2	3.2	-	-	-	Q	4	4.1	1.8	Up	
9	Cole	Quadir	O	4	3.5	N	3	3.3	-	-	-	-	-	-	T	4	5.0	1.7		
10	Gonzalez	Hector	N	4	3.3	N	3	3.3	-	-	-	-	-	-	T	4	5.0	1.7		
11	Anderson	Christion	-	-	-	H	1	1.8	-	-	-	-	-	-	O	2	3.5	1.7	Up	
12	Alvarez	Luis	P	4	3.7	I	1	1.9	-	-	-	-	-	-	O	2	3.5	1.6	Up	
13	Rios	Keyshla	O	4	3.5	K	1	2.5	N	3	3.3	-	-	-	Q	4	4.1	1.6	Up	
14	Camilo	Elijah	O	4	3.5	N	3	3.3	-	-	-	-	-	-	S	4	4.7	1.4		
15	Huertas	Kayla	O	4	3.5	N	3	3.3	-	-	-	-	-	-	S	4	4.7	1.4		
16	Kuta	Jaleel	Q	4	4.1	N	3	3.3	-	-	-	-	-	-	S	4	4.7	1.4		
17	Thompson	Teirra	M	3	3.2	J	1	2.3	-	-	-	-	-	-	P	3	3.7	1.4	Up	
18	Marte Reyes	Juskaury	J	1	2.3	I	1	1.9	K	1	2.5	-	-	-	M	1	3.2	1.3	NC	
19	Lockett	Curtis	-	-	-	K	1	2.5	M	2	3.2	-	-	-	P	3	3.7	1.2	Up	
20	Roman	Ismael	-	-	-	O	4	3.5	-	-	-	-	-	-	S	4	4.7	1.2		
21	Duran	Jandel	-	-	-	O	4	3.5	-	-	-	-	-	-	R	4	4.5	1.0		
22	Corrales	Rechard	K	2	2.5	M	2	3.2	-	-	-	-	-	-	Q	4	4.1	0.9	Up	
23	Aguilar	David	O	4	3.5	O	4	3.5	-	-	-	-	-	-	Q	4	4.1	0.6		
24																				

Perina Holmes

Class 306

1	Avg. GLE
1	
1	3.4
10	

9	Avg. GLE
1	
6	2.8
3	

1	Avg. GLE
2	
1	3.1
0	

0	Avg. GLE
0	
0	-
0	

3	Avg. GLE	Average GLE Gain	Level 1's & 2's	
2			No Change	1
3	4.1	1.46	Up ↑	9
15			Down ↓	0

C.S. 300 Reading Progress Class Sheets																					
Fifth Grade			Nicole Willheimer															Class 307		June, 19th, 2013	
#	LAST	FIRST	May-12			Oct-12			Dec-12			Feb-13			May-13			GLE Gain	October 1's & 2's Level Change	Notes	
			F&P	Level	GLE	F&P	Level	GLE	F&P	Level	GLE	F&P	Level	GLE	F&P	Level	GLE				
1	Paden	Alonah	-	-	-	-	-	-	-	-	-	-	-	-	S	2	4.7	-			
2	Ramos	Emely	U	4	5.2	R	2	4.5	W	4	6.0	-	-	-	X	4	6.4	1.9	Up		
3	Thomas	Heavyn	X	4	6.4	S	2	4.7	-	-	-	-	-	-	X	4	6.4	1.7	Up		
4	Montgomery	Jermaine	U	4	5.2	R	2	4.5	V	4	5.8	-	-	-	W	4	6.0	1.5	Up		
5	Gamboa	Kristal	T	3	5.0	P	1	3.7	-	-	-	-	-	-	T	2	5.0	1.3	Up		
6	Pearce	Tymel	W	4	6.0	U	4	5.2	W	4	6.0	-	-	-	X	4	6.4	1.2			
7	Bullock	Jalynn	Z	4	7.0	T	3	5.0	V	4	5.8	-	-	-	W	4	6.0	1.0			
8	Castillo	Neilly	S	3	4.7	Q	2	4.1	R	2	4.5	-	-	-	T	2	5.0	0.9	NC		
9	Urena	Chislaine	S	3	4.7	Q	2	4.1	-	-	-	-	-	-	T	2	5.0	0.9	NC		
10	Perez	Eliasar	O	1	3.5	M	1	3.2	O	1	3.5	-	-	-	Q	1	4.1	0.9	NC		
11	Anez	Michael	U	4	5.2	T	3	5.0	V	4	5.8	-	-	-	V	3	5.8	0.8			
12	Fernandez	Justin	T	3	5.0	T	3	5.0	-	-	-	-	-	-	V	3	5.8	0.8			
13	Rosado	Hailey	S	3	4.7	P	1	3.7	-	-	-	-	-	-	R	1	4.5	0.8	NC		
14	Whitlock	D Anna	-	-	-	P	1	3.7	P	1	3.7	-	-	-	R	1	4.5	0.8			
15	Sillah	Hawa	U	4	5.2	R	2	4.5	S	2	4.7	-	-	-	U	2	5.2	0.7	NC		
16	Adedouba	Mahmadou	W	4	6.0	Q	2	4.1	R	2	4.5	-	-	-	S	2	4.7	0.6	NC		
17	Samuels	Azhya	S	3	4.7	Q	2	4.1	-	-	-	-	-	-	S	2	4.7	0.6	NC		
18	Calderon	Yael	-	-	-	M	1	3.2	O	1	3.5	-	-	-	P	1	3.7	0.5	NC		
19	Walker	Deon	T	3	5.0	R	2	4.5	-	-	-	-	-	-	T	2	5.0	0.5	NC		
20	Sanders	Jason	X	4	6.4	R	2	4.5	T	3	5.0	-	-	-	S	2	4.7	0.2	NC		
21	Kaye	Queenelia	R	2	4.5	R	2	4.5	P	1	3.7	-	-	-	P	1	3.7	-0.8	Down		
22																					

Nicole Willheimer

Class 307

1	Avg. GLE
1	
7	5.2
9	

5	Avg. GLE
11	
3	4.3
1	

4	Avg. GLE
3	
1	4.8
5	

0	Avg. GLE
0	
0	-
0	

5	Avg. GLE	Average GLE Gain	Level 1's & 2's	
9			No Change	10
2	5.1	0.84	Up ↑	4
5			Down ↓	1

C.S. 300 Reading Progress Class Sheets																					
Bridge 4,5			Myriam Miller															Class 309		June, 19th, 2013	
#	LAST	FIRST	May-12			Oct-12			Dec-12			Feb-13			May-13			GLE Gain	October 1's & 2's Level Change	Notes	
			F&P	Level	GLE	F&P	Level	GLE	F&P	Level	GLE	F&P	Level	GLE	F&P	Level	GLE				
1	Baez	Jailinne	-	-	-	-	-	-	-	-	-	-	-	-	R	1	4.5	-			
2	Munoz Beato	Pamela	-	-	-	-	-	-	-	-	-	-	-	-	O	1	3.5	-			
3	Pavia	Vanessa	-	-	-	-	-	-	-	-	-	-	-	-	T	2	5.0	-			
4	Pena	Dalky	-	-	-	-	-	-	-	-	-	-	-	-	A	1	0.3	-			
5	Pena	Rigmaily	-	-	-	-	-	-	-	-	-	-	-	-	A	1	0.3	-			
6	Viera	Brian	-	-	-	-	-	-	-	-	-	-	-	-	A	1	0.3	-			
7	Monegro	Joel	-	-	-	A	1	0.3	D	1	1.2	-	-	-	T	2	5.0	4.7	Up		
8	Jimenez	Nicole	-	-	-	A	1	0.3	-	-	-	-	-	-	G	1	1.7	1.4	NC		
9	Ortiz	Chrismeiry	B	1	0.5	B	1	0.5	D	1	1.2	-	-	-	I	1	1.9	1.4	NC		
10	De La Cruz	Aury	A	1	0.3	B	1	0.5	-	-	-	-	-	-	F	1	1.6	1.1	NC		
11	Baez	Arlim	Q	2	4.1	O	1	3.5	Q	2	4.1	-	-	-	R	1	4.5	1.0	NC		
12	Amaro Ramos	Denisse	R	2	4.5	Q	2	4.1	-	-	-	-	-	-	T	2	5.0	0.9	NC		
13	Hernandez	Destiny	-	-	-	Q	2	4.1	S	2	4.7	-	-	-	T	2	5.0	0.9	NC		
14	Marin	Jennifer	Q	2	4.1	Q	2	4.1	S	2	4.7	-	-	-	T	2	5.0	0.9	NC		
15	Peralta	Franmi	T	3	5.0	T	3	5.0	U	4	5.2	-	-	-	V	3	5.8	0.8			
16	Garcia	Erika	S	3	4.7	R	2	4.5	T	3	5.0	-	-	-	U	2	5.2	0.7	NC		
17	Pacheco	Yassel	S	3	4.7	R	2	4.5	-	-	-	-	-	-	U	2	5.2	0.7	NC		
18	Saldana	Chanikual	S	3	4.7	R	2	4.5	T	3	5.0	-	-	-	U	2	5.2	0.7	NC		
19	Marte	Jusmayling	Q	2	4.1	Q	2	4.1	S	2	4.7	-	-	-	S	2	4.7	0.6	NC		
20	Matos	Elvin	O	1	3.5	N	1	3.3	-	-	-	-	-	-	P	1	3.7	0.4	NC		
21																					

Myriam Miller

Class 309

3	Avg. GLE
4	
4	3.7
0	

6	Avg. GLE
7	
1	3.1
0	

2	Avg. GLE
4	
2	4.0
1	

0	Avg. GLE
0	
0	-
0	

10	Avg. GLE	Average GLE Gain	Level 1's & 2's	
9			No Change	12
1	3.7	1.16	Up ↑	1
0			Down ↓	0

C.S. 300 Reading Progress Class Sheets																				
Bridge OK,1			Ariel Brisman															Class 310		June, 19th, 2013
#	LAST	FIRST	May-12			Oct-12			Dec-12			Feb-13			May-13			GLE Gain		Notes
			F&P	Level	GLE	F&P	Level	GLE	F&P	Level	GLE	F&P	Level	GLE	F&P	Level	GLE			
1	Adamou	Habil	-	-	-	-	-	-	A	-	0.3	-	-	-	B	1	0.5	-		
2	Blanco	Jeremy	A	1	0.3	A	1	0.3	B	1	0.5	B	1	0.5	B	1	0.5	0.2		
3	Concepcion	Hector	-	-	-	-	-	-	A	1	0.3	-	-	-	A	1	0.3	-		
4	De La Cruz	Luisvert	-	-	-	-	-	-	A	1	0.3	-	-	-	B	1	0.5	-		
5	Mayo	Jeremiah	-	-	-	-	-	-	A	-	0.3	-	-	-	A	1	0.3	-		
6	Monet	Kaylani	-	-	-	-	-	-	A	-	0.3	-	-	-	A	1	0.3	-		
7	Ortiz	Alvin	-	-	-	-	-	-	A	1	0.3	-	-	-	C	1	0.8	-		
8	Plater	Ariana	C	2	0.8	A	1	0.3	A	1	0.3	-	-	-	E	1	1.4	1.1		

Ariel Brisman

Class 310

1

1

0

0

Avg. GLE

0.6

2

0

0

0

Avg. GLE

0.3

5

0

0

0

Avg. GLE

0.3

1

0

0

0

Avg. GLE

0.5

8

0

0

0

Avg. GLE

0.6

Average GLE Gain

0.65

C.S. 300 Reading Progress Class Sheets																				
Fourth Grade			Tangenika Mcneil															Class 311		June, 19th, 2013
#	LAST	FIRST	May-12			Oct-12			Dec-12			Feb-13			May-13			GLE Gain	October 1's & 2's Level Change	Notes
			F&P	Level	GLE	F&P	Level	GLE	F&P	Level	GLE	F&P	Level	GLE	F&P	Level	GLE			
1	Dawes Lopez	Lindiana	-	-	-	-	-	-	-	-	-	-	-	-	R	2	4.5	-		
2	Martinez	Joseph	-	-	-	-	-	-	-	-	-	-	-	-	U	4	5.2	-		
3	Heredia	Alina	V	4	5.8	S	4	4.7	-	-	-	-	-	-	X	4	6.4	1.7		
4	Martinez	Briana	P	3	3.7	N	1	3.3	Q	3	4.1	-	-	-	S	3	4.7	1.4	Up	
5	Rosario	Daniel	-	-	-	T	4	5.0	-	-	-	-	-	-	X	4	6.4	1.4		
6	Cortes	Sierra	-	-	-	S	4	4.7	-	-	-	-	-	-	W	4	6.0	1.3		
7	Lee	Mekhi	L	1	3.0	M	1	3.2	O	2	3.5	-	-	-	R	2	4.5	1.3	Up	
8	Mensah	Kelvin	U	4	5.2	S	4	4.7	-	-	-	-	-	-	W	4	6.0	1.3		
9	Payne	Isaac	O	2	3.5	O	2	3.5	R	3	4.5	-	-	-	S	3	4.7	1.2	Up	
10	Velez	Julia	Q	4	4.1	N	1	3.3	P	2	3.7	-	-	-	R	2	4.5	1.2	Up	
11	Vereen	Devon	V	4	5.8	U	4	5.2	-	-	-	-	-	-	X	4	6.4	1.2		
12	Destin	Keyaira	S	4	4.7	S	4	4.7	-	-	-	-	-	-	V	4	5.8	1.1		
13	Mcnaair	Raymond	-	-	-	Q	3	4.1	R	3	4.5	-	-	-	U	4	5.2	1.1		
14	Marega	Abdoulaye	P	3	3.7	O	2	3.5	Q	3	4.1	-	-	-	R	2	4.5	1.0	NC	
15	Bedford	De Avion	R	4	4.5	Q	3	4.1	-	-	-	-	-	-	T	3	5.0	0.9		
16	Hales	Keyun	-	-	-	Q	3	4.1	S	4	4.7	-	-	-	T	3	5.0	0.9		
17	Patterson	Jayden	-	-	-	Q	3	4.1	-	-	-	-	-	-	T	3	5.0	0.9		
18	Aviles	Laila	M	1	3.2	M	1	3.2	P	2	3.7	-	-	-	Q	2	4.1	0.9	Up	
19	Thompson	Jaheim	O	2	3.5	M	1	3.2	-	-	-	-	-	-	Q	2	4.1	0.9	Up	
20	Ramirez	Nicolas	V	4	5.8	T	4	5.0	-	-	-	-	-	-	V	4	5.8	0.8		
21	Falls	Kelvin	Q	4	4.1	R	3	4.5	-	-	-	-	-	-	U	4	5.2	0.7		
22	Kindo	Tatiana	-	-	-	Q	3	4.1	-	-	-	-	-	-	S	3	4.7	0.6		
23	Ricks	Znya	S	4	4.7	S	4	4.7	-	-	-	-	-	-	U	4	5.2	0.5		
24																				

Tangenika Mcneil

Class 311

2	Avg.
2	GLE
2	4.4
9	

5	Avg.
2	GLE
6	4.1
8	

0	Avg.
3	GLE
4	4.1
1	

0	Avg.
0	GLE
0	-
0	

0	Avg.	Average GLE Gain	Level 1's & 2's	
6	GLE		No Change	1
6	5.2		Up ↑	6
11			Down ↓	0

C.S. 300 Reading Progress Class Sheets																				
Fourth Grade			Tuesday Brown															Class 312		June, 19th, 2013
#	LAST	FIRST	May-12			Oct-12			Dec-12			Feb-13			May-13			GLE Gain	October 1's & 2's Level Change	Notes
			F&P	Level	GLE	F&P	Level	GLE	F&P	Level	GLE	F&P	Level	GLE	F&P	Level	GLE			
1	Alvarez Garcia	Angel	-	-	-	-	-	-	-	-	-	-	-	-	U	4	5.2	-		
2	Carey	Nyasia	-	-	-	-	-	-	R	3	4.5	-	-	-	U	4	5.2	-		
3	Gil	Kimberly	-	-	-	-	-	-	-	-	-	-	-	-	S	3	4.7	-		
4	Grullon	Jhondiel	-	-	-	-	-	-	-	-	-	-	-	-	R	2	4.5	-		
5	Quartey	Sabrina	-	-	-	-	-	-	-	-	-	-	-	-	K	1	2.5	-		
6	Diallo	Thierno	-	-	-	J	1	2.3	L	1	3.0	-	-	-	O	1	3.5	1.2	NC	
7	Alvarez	Michelle	S	4	4.7	P	2	3.7	-	-	-	-	-	-	S	3	4.7	1.0	Up	
8	Abreu	Fidencio	Q	4	4.1	Q	3	4.1	-	-	-	-	-	-	T	3	5.0	0.9		
9	Davis	Daquan	-	-	-	M	1	3.2	N	1	3.3	-	-	-	Q	2	4.1	0.9	Up	
10	Maxwell	Jovani	-	-	-	U	4	5.2	-	-	-	-	-	-	W	4	6.0	0.8		
11	Rodriguez	Santiago	V	4	5.8	U	4	5.2	-	-	-	-	-	-	W	4	6.0	0.8		
12	Martin	Kimna	-	-	-	V	4	5.8	-	-	-	-	-	-	X	4	6.4	0.6		
13	Ruiz	Alyssa	V	4	5.8	U	4	5.2	-	-	-	-	-	-	V	4	5.8	0.6		
14	Jackson	Starasha	S	4	4.7	R	3	4.5	-	-	-	-	-	-	T	3	5.0	0.5		
15	Osorio	Charles	T	4	5.0	S	4	4.7	-	-	-	-	-	-	U	4	5.2	0.5		
16	Webb	Kenyon	S	4	4.7	S	4	4.7	-	-	-	-	-	-	U	4	5.2	0.5		
17	Baez	Justin	R	4	4.5	S	4	4.7	-	-	-	-	-	-	T	3	5.0	0.3		
18	Westberry	Johnathan	S	4	4.7	S	4	4.7	-	-	-	-	-	-	T	3	5.0	0.3		
19	Francis	Shavon	L	1	3.0	N	1	3.3	O	2	3.5	-	-	-	O	1	3.5	0.2	NC	
20	Perez	Janiese	T	4	5.0	T	4	5.0	-	-	-	-	-	-	U	4	5.2	0.2		
21	Brown	Joshua	-	-	-	T	4	5.0	-	-	-	-	-	-	T	3	5.0	0.0		
22	Moreta	Rafael	R	4	4.5	S	4	4.7	-	-	-	-	-	-	S	3	4.7	0.0		
23	Washington	Nijell	P	3	3.7	R	3	4.5	-	-	-	-	-	-	Q	2	4.1	-0.4		
24																				

Tuesday Brown

Class 312

1	Avg. GLE
0	
1	4.6
11	

3	Avg. GLE
1	
3	4.5
11	

2	Avg. GLE
1	
1	3.6
0	

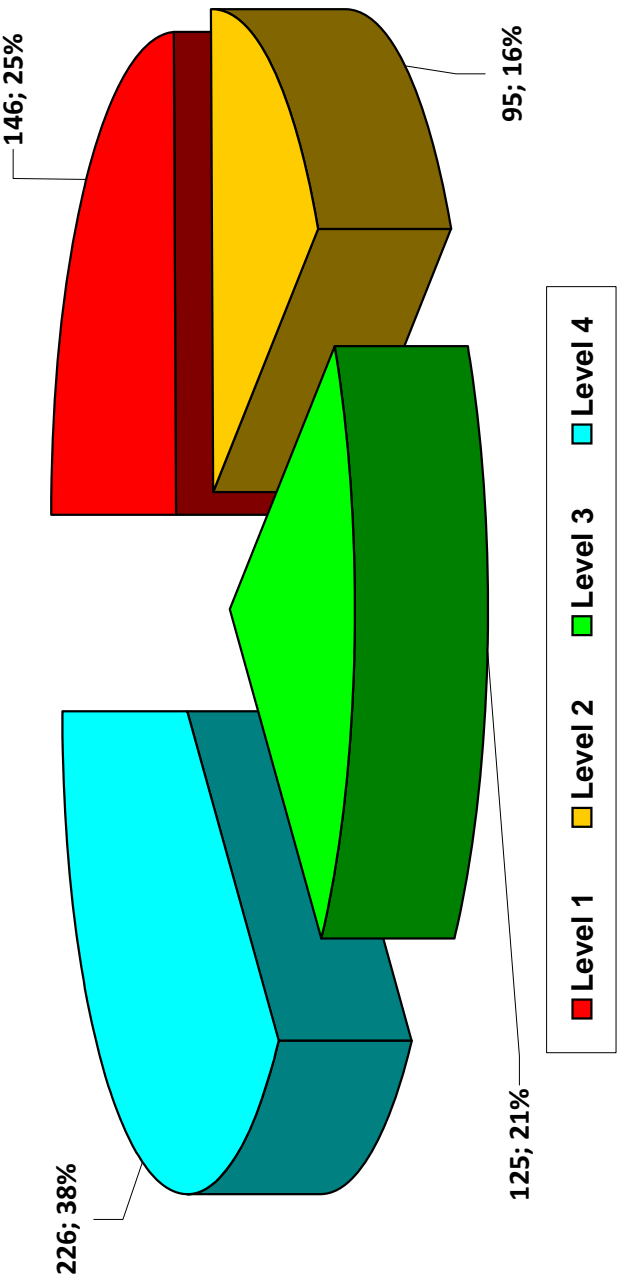
0	Avg. GLE
0	
0	-
0	

3	Avg.	Average GLE Gain	Level 1's & 2's	
3	GLE		No Change	2
8	4.8	0.49	Up ↑	2
9			Down ↓	0

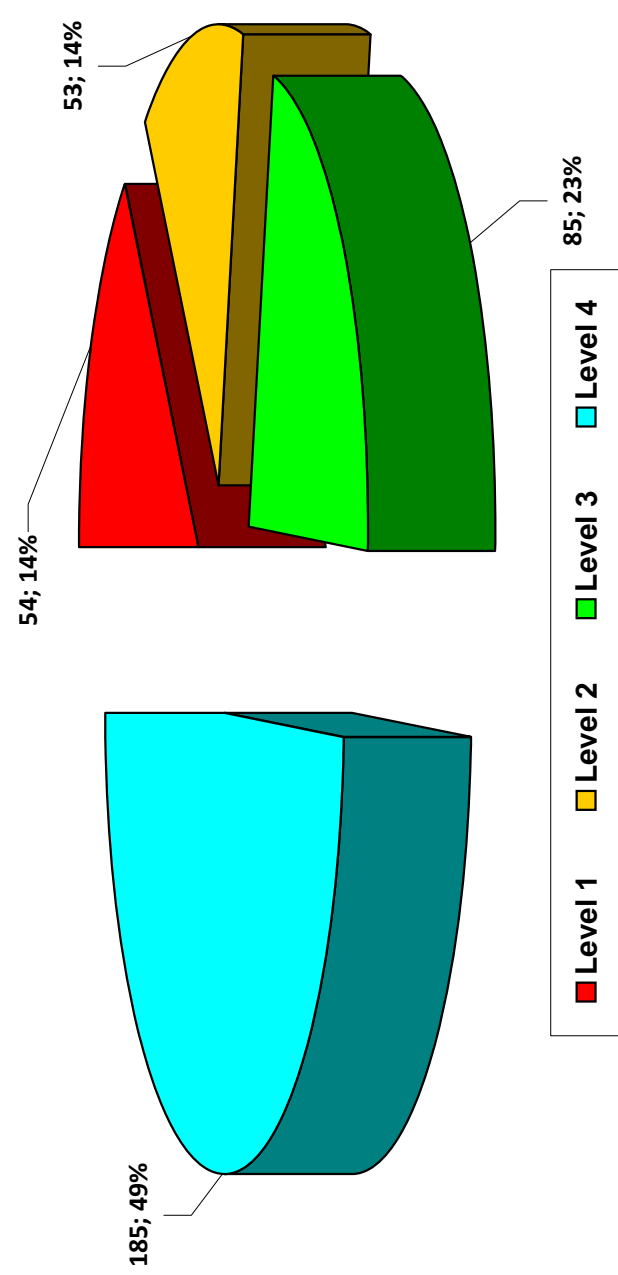
C.S. 300 Reading Progress Class Sheets																					
Bridge 4,5			Megan Tice															Class 314		June, 19th, 2013	
#	LAST	FIRST	May-12			Oct-12			Dec-12			Feb-13			May-13			GLE Gain	October 1's & 2's Level Change	Notes	
			F&P	Level	GLE	F&P	Level	GLE	F&P	Level	GLE	F&P	Level	GLE	F&P	Level	GLE				
1	Arias	Cesar	-	-	-	-	-	-	-	-	-	S	3	4.7	S	3	4.7	-			
2	Hierro	Luis	-	-	-	-	-	-	-	-	-	J	1	2.3	K	1	2.5	-			
3	Henderson	Rayquan	-	-	-	I	1	1.9	-	-	-	N	1	3.3	O	1	3.5	1.6	NC		
4	Isaac	Kareem	P	3	3.7	Q	3	4.1	-	-	-	T	4	5.0	U	4	5.2	1.1			
5	Diaz	Kenneth	-	-	-	T	3	5.0	-	-	-	-	-	-	W	4	6.0	1.0			
6	Lee	Mekhal	M	1	3.2	K	1	2.5	-	-	-	O	1	3.5	O	1	3.5	1.0	NC		
7	Martiatu Tor	Cristobal	T	3	5.0	T	3	5.0	-	-	-	V	4	5.8	W	4	6.0	1.0			
8	Brown	Nasir	U	4	5.2	S	2	4.7	T	3	5.0	T	2	5.0	U	2	5.2	0.5	NC		
9	Heath	Talia	R	4	4.5	R	3	4.5	-	-	-	S	3	4.7	T	3	5.0	0.5			
10	Smith	Michael	-	-	-	N	1	3.3	-	-	-	O	1	3.5	P	1	3.7	0.4	NC		
11	Santos	Jose	E	1	1.4	E	1	1.4	-	-	-	F	1	1.6	F	1	1.6	0.2	NC		

Megan Tice Class 314	2	Avg. GLE	4	Avg. GLE	0	Avg. GLE	5	Avg. GLE	5	Avg. GLE	Average GLE Gain 0.81	Level 1's & 2's	
	0		1		0		1		1			No Change	5
	2	3.3	4	3.2	1	2.5	2	3.6	2			Up ↑	0
	2		0		0		2		3			Down ↓	0

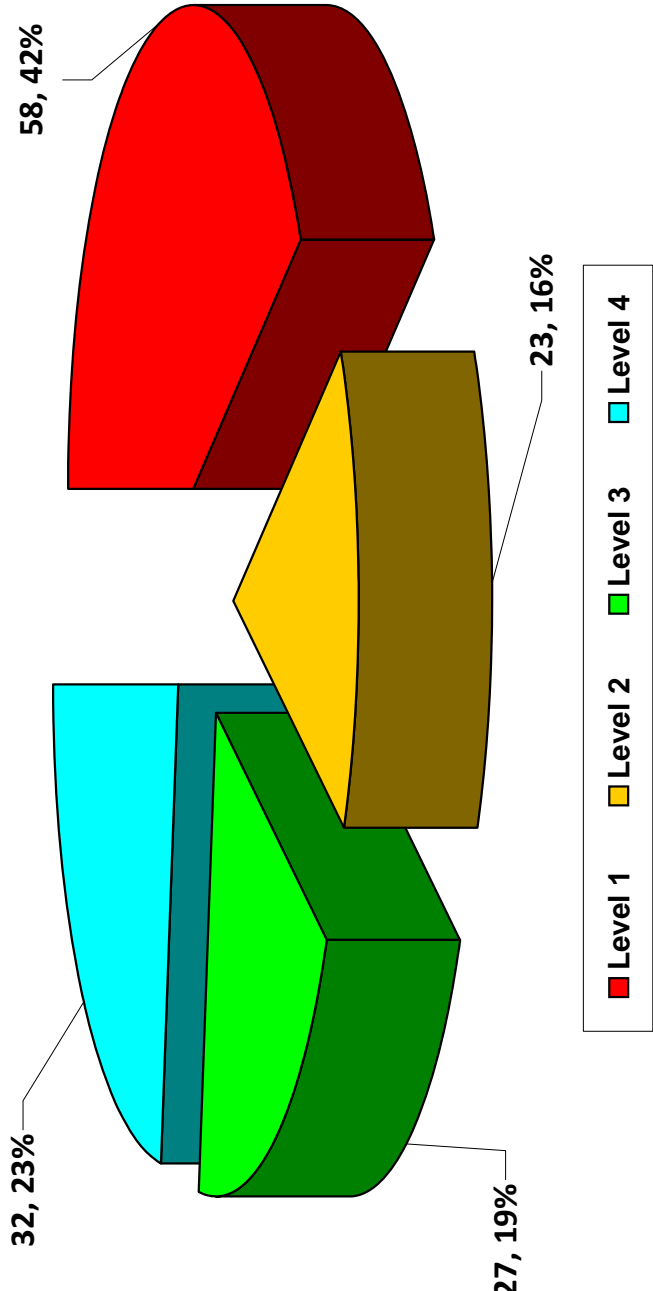
C.S. 300 Reading Levels - Whole School: June, 2013



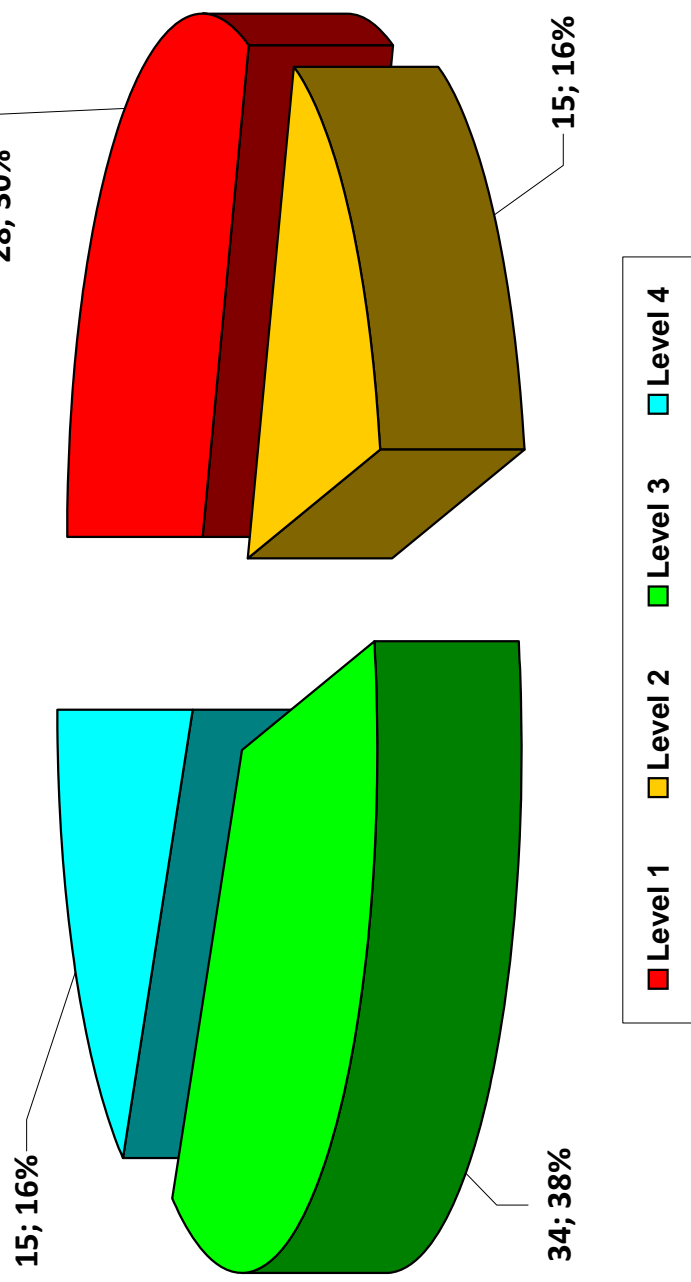
C.S. 300 Reading Levels - General Education Students: June, 2013



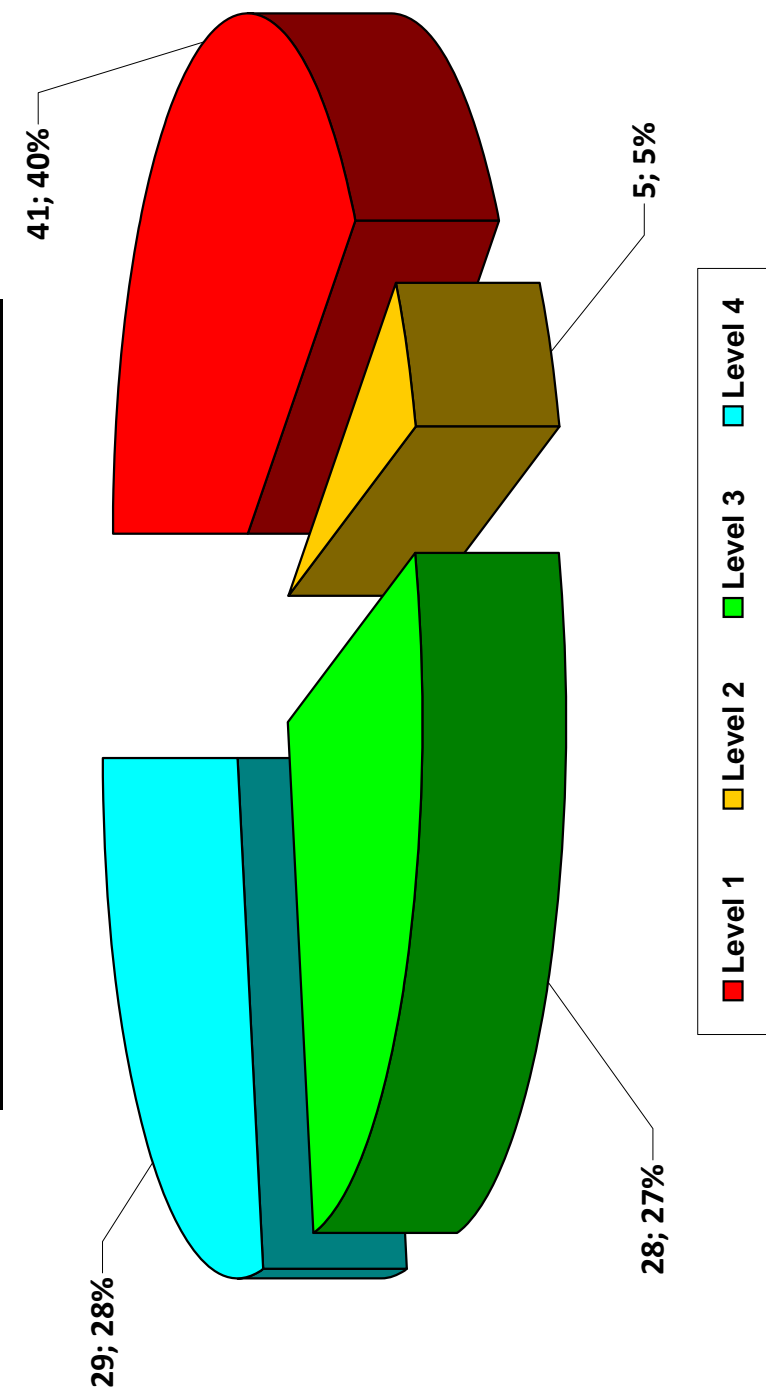
C.S. 300 Reading Levels - IEP Students: June, 2013



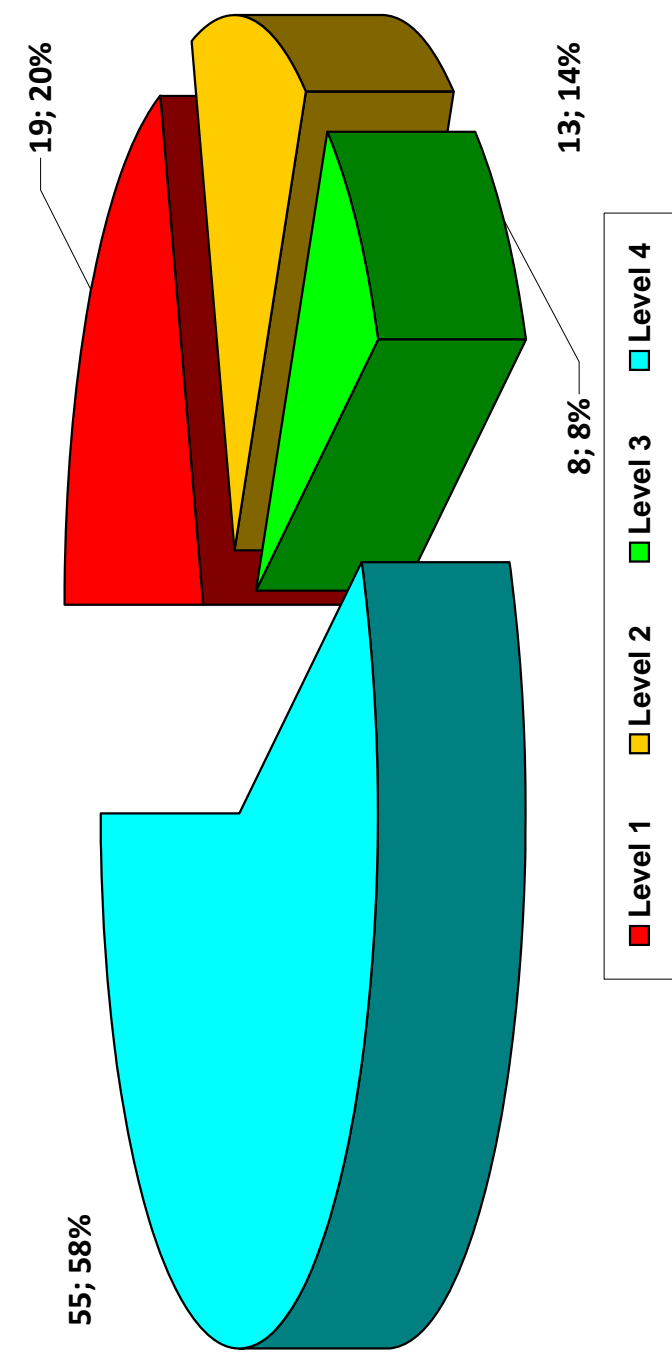
C.S. 300 Kindergarten Reading by Level: June, 2013



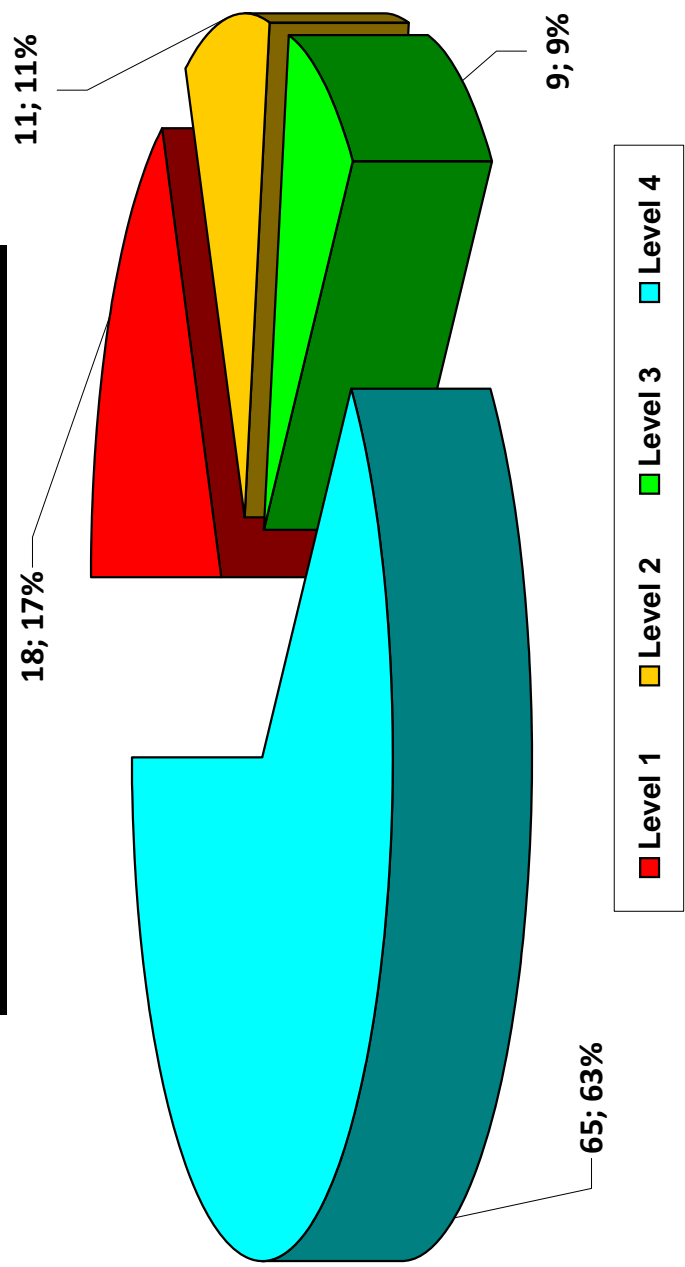
C.S. 300 First Grade Reading by Level: June, 2013



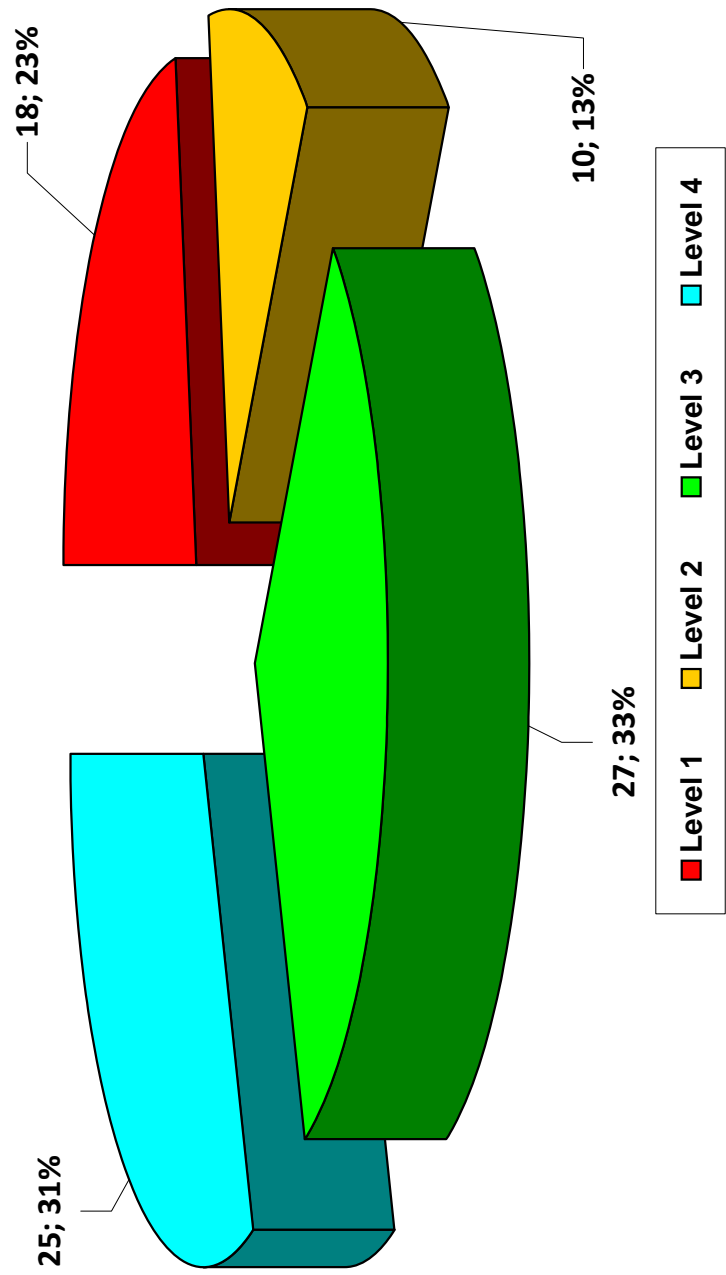
C.S. 300 Second Grade Reading by Level: June, 2013



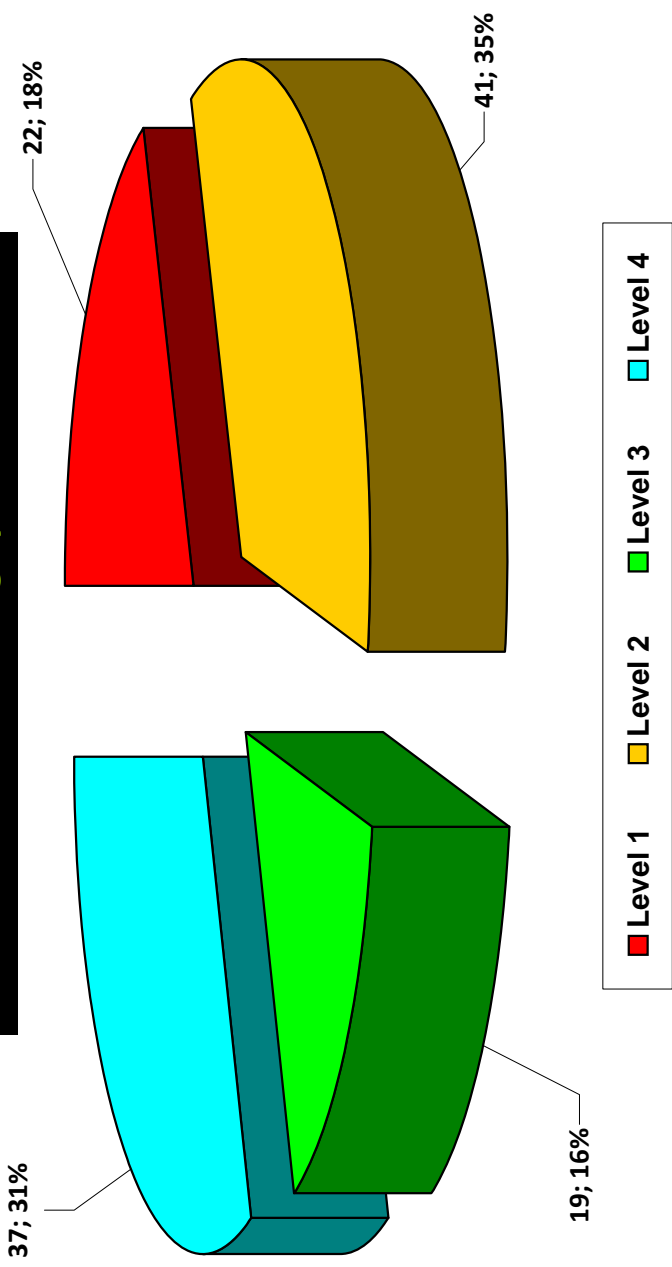
C.S. 300 Third Grade Reading by Level: June, 2013



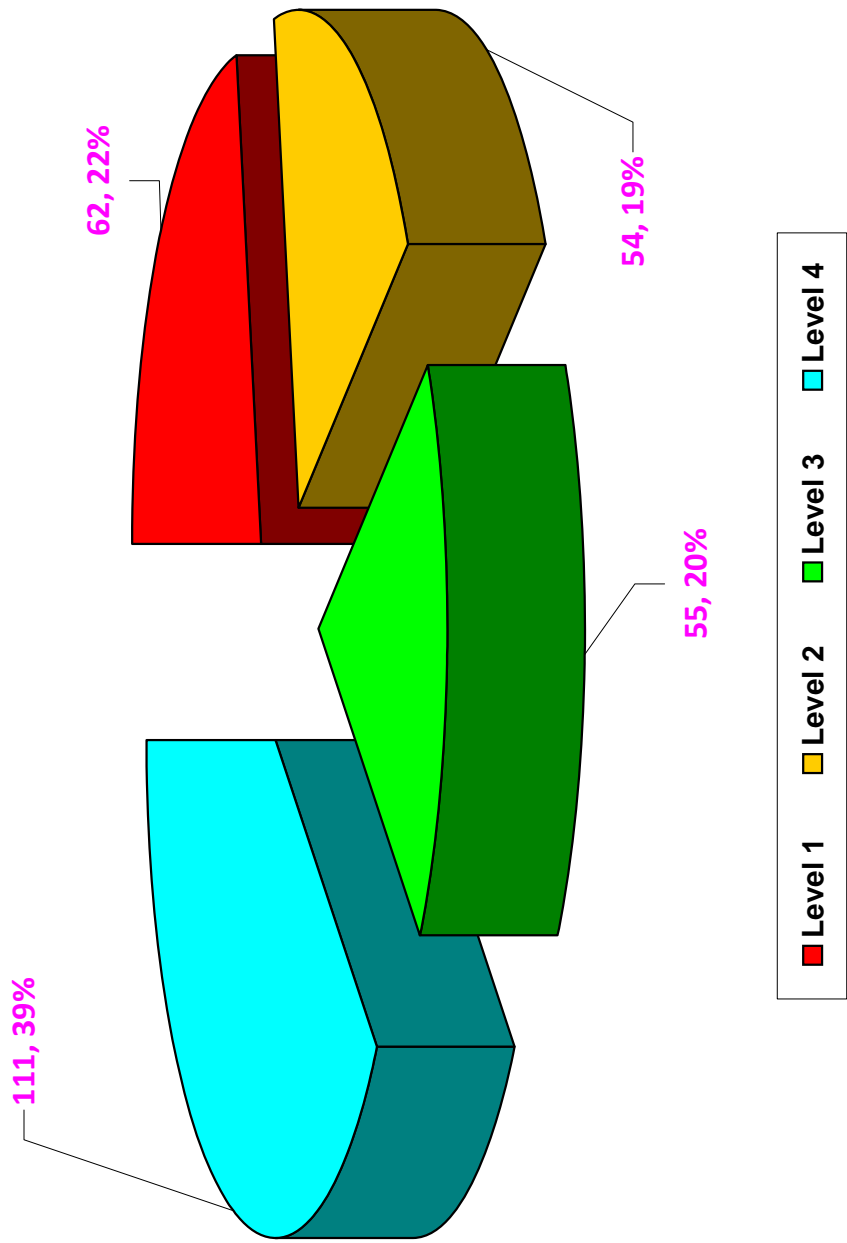
C.S. 300 Fourth Grade Reading by Level: June, 2013



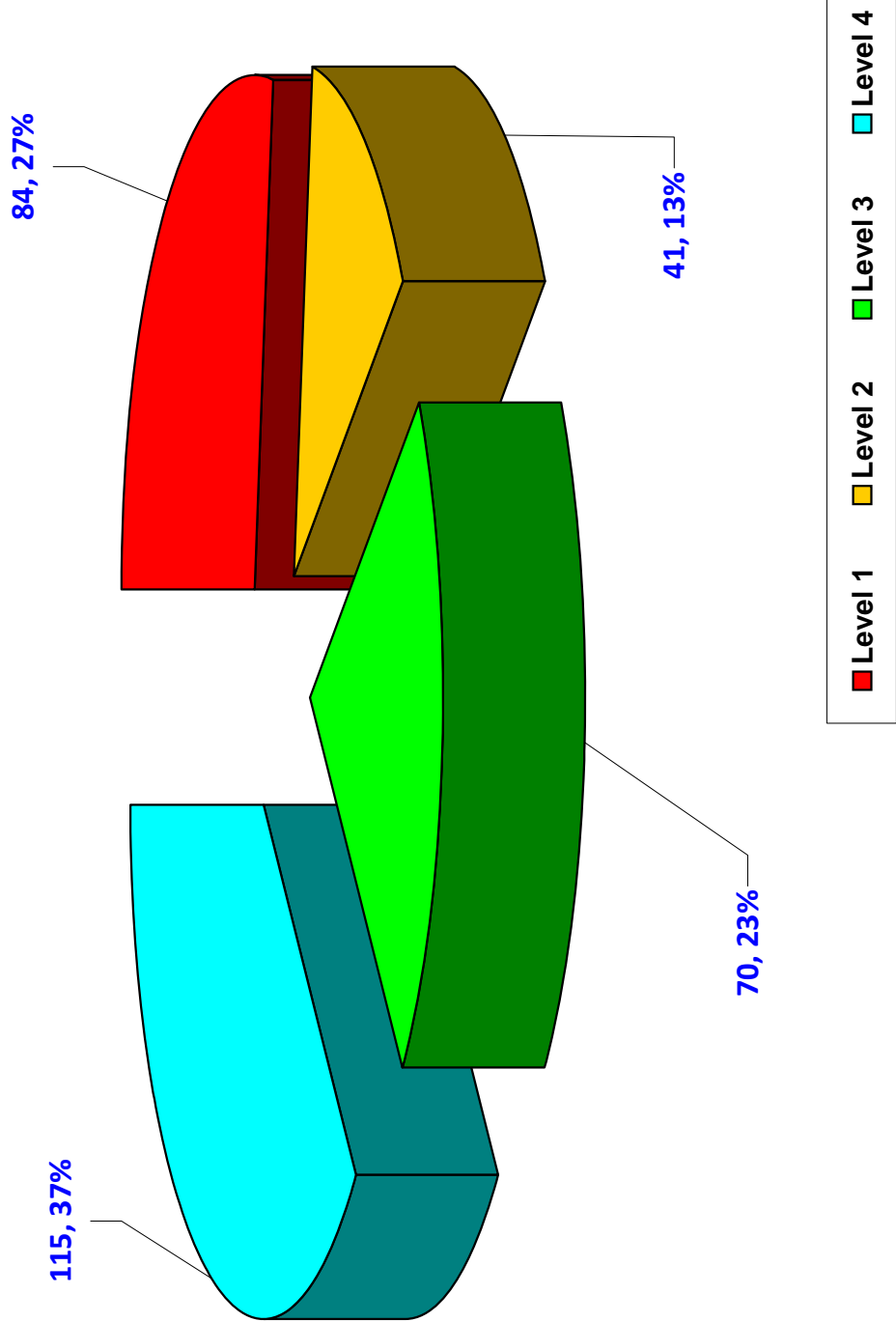
C.S. 300 Fifth Grade Reading by Level: June, 2013



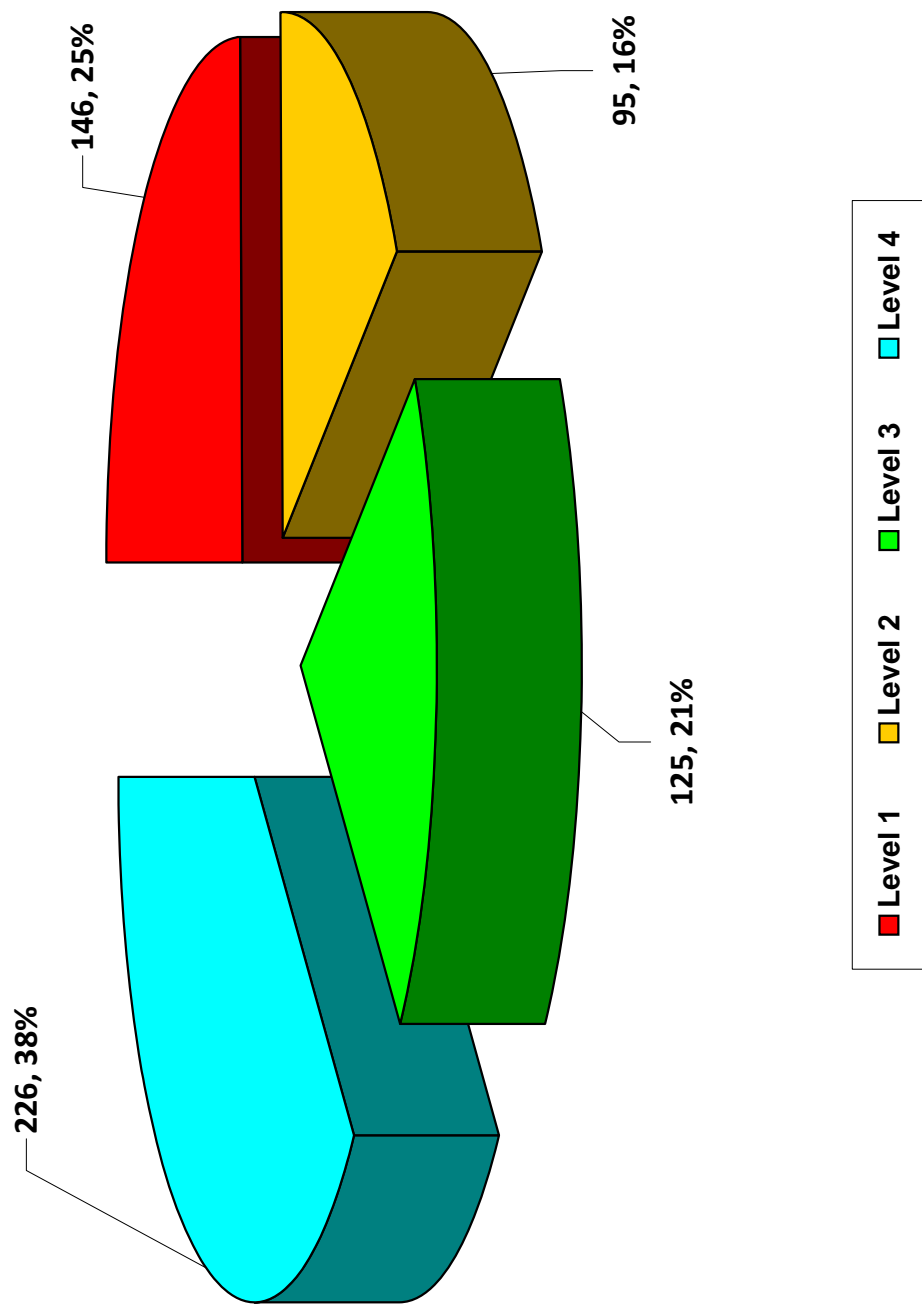
C.S. 300 Reading Levels - All Girls: June, 2013



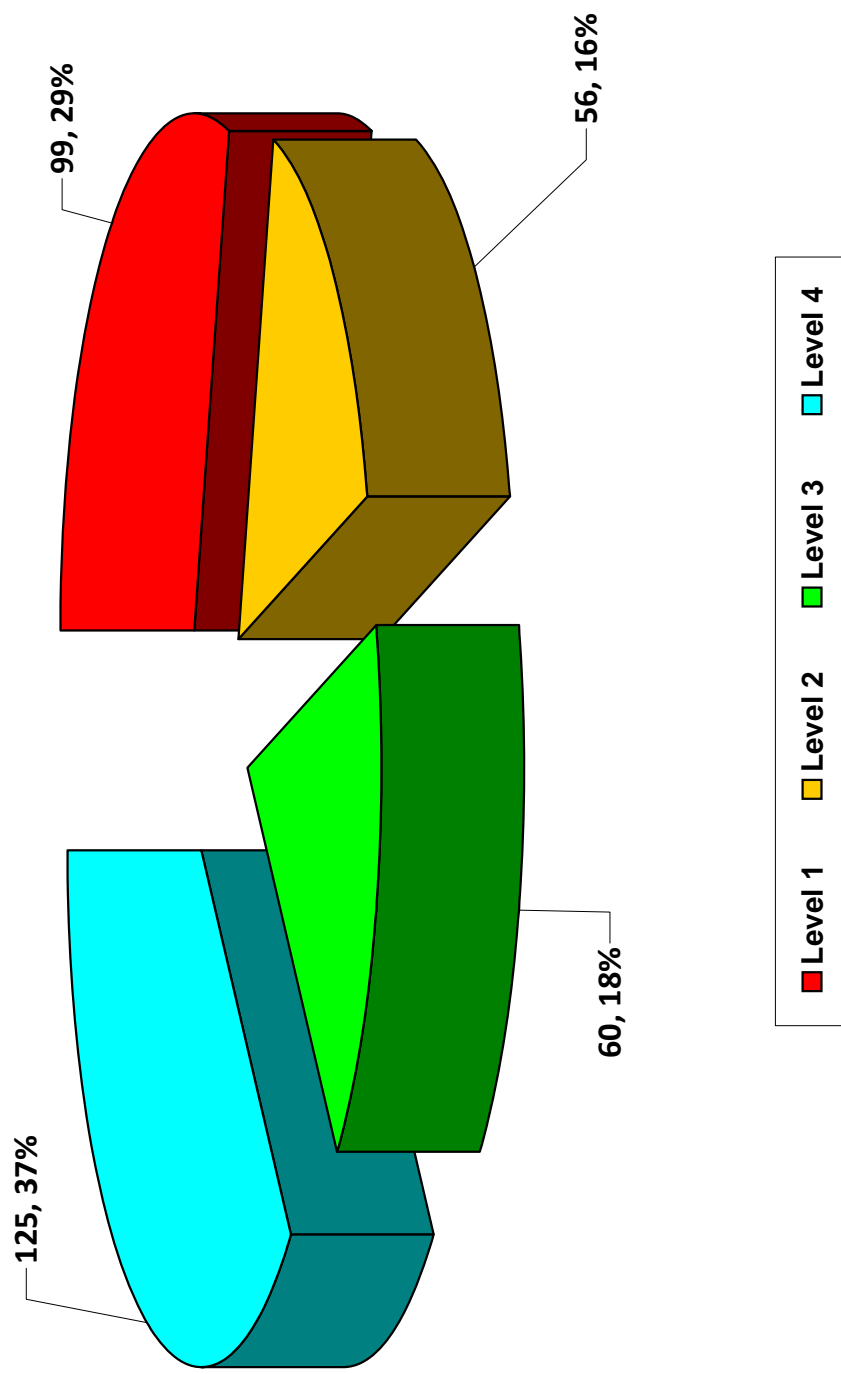
C.S. 300 Reading Levels - All Boys: June, 2013



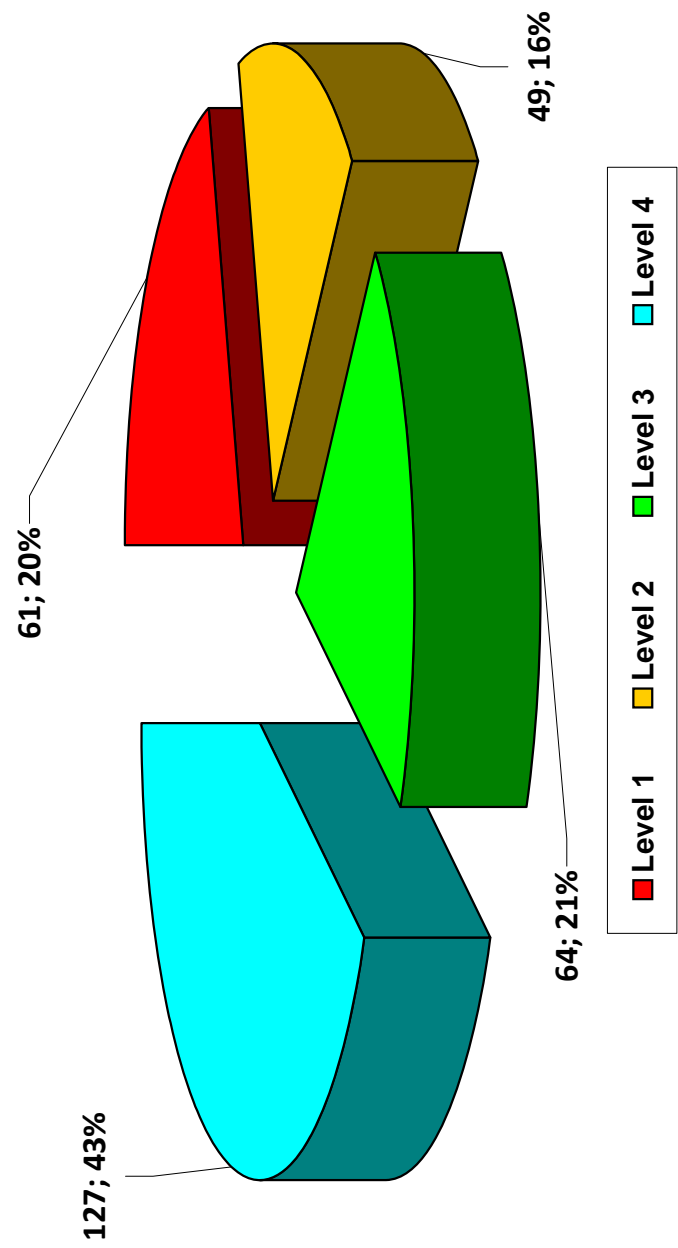
C.S. 300 Reading Levels - Black Students: June, 2013



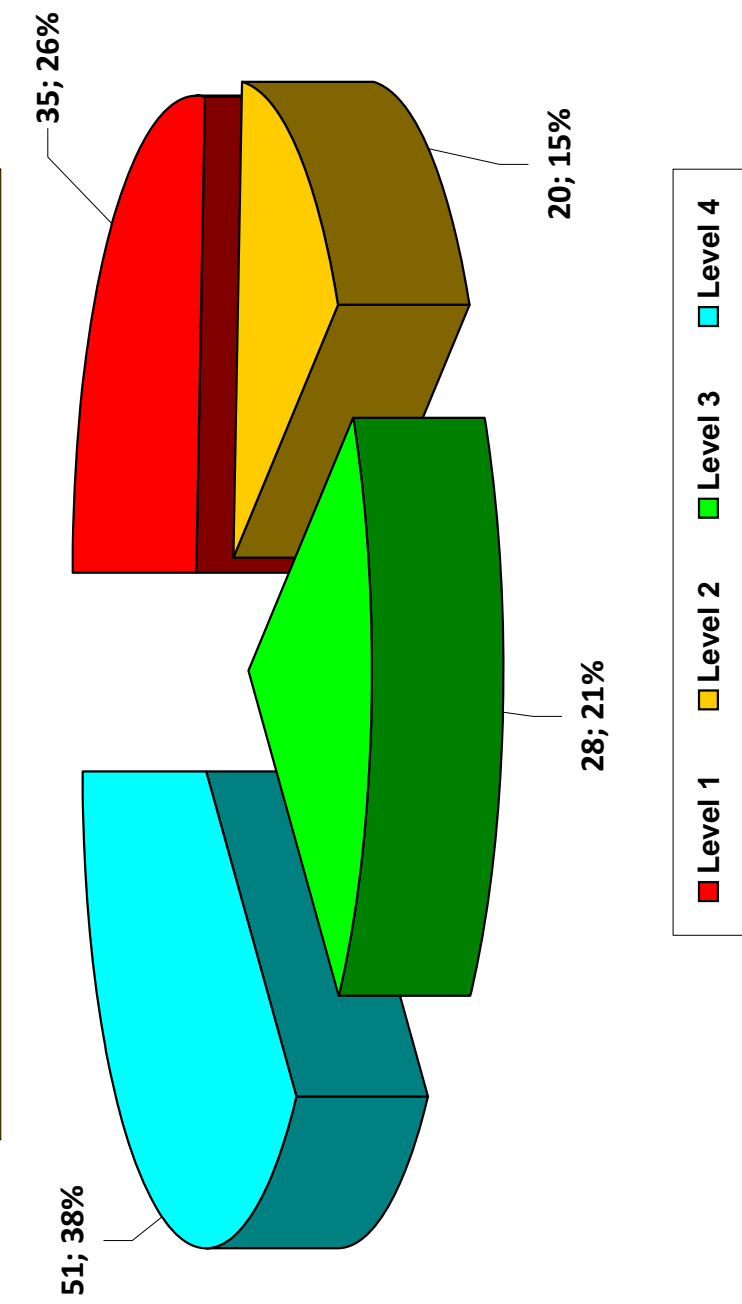
C.S. 300 Reading Levels - Hispanic Students: June, 2013



C.S. 300 Attendance 95%+ Reading by Level: June, 2013



C.S. 300 Attendance 90 - 95% Reading by Level: June, 2013



C.S. 300 Attendance <90% Reading by Level: June, 2013

